

ELECTRICAL:

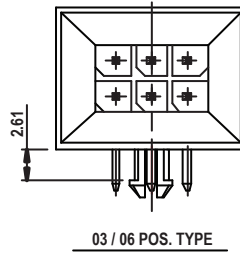
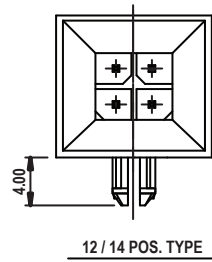
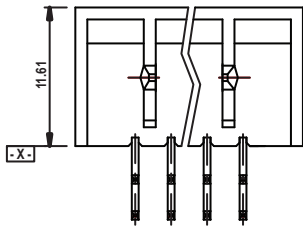
VOLTAGE RATING: 250V
 CURRENT: 5 Amps
 CONTACT RESISTANCE: 10 miliohm Max.
 INSULATOR RESISTANCE: 1000 MW Min.
 DIELECTRIC VOLTAGE: 1500VAC FOR 1 MIN.
 OPERATING TEMPERATURE: -40° C TO +105° C

MATERIAL:

INSULATOR: PA6T (30 % Glass Filled) UL 94V-0 ; Black
 CONTACT: COPPER ALLOY

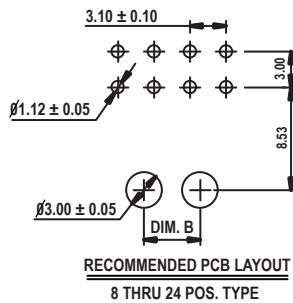
MECHANICAL:

CONTACT RETENTION: 0.91Kgf MIN.

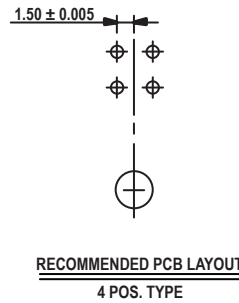


DIMENSION(mm)

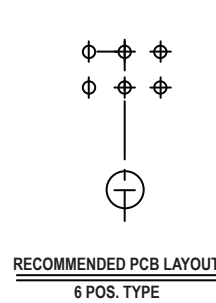
CONTACTS	A	B	C
2	13.60	N/A	3.00
3	16.0	N/A	6.00
4	19.0	4.68	9.00
5	22.0	7.68	12.00
6	25.0	10.68	15.00
7	28.0	13.68	18.00
8	31.0	16.68	21.00
9	34.0	19.68	24.00
10	37.0	22.68	27.00
11	40.0	25.68	30.00
12	43.0	28.68	33.00



RECOMMENDED PCB LAYOUT
8 THRU 24 POS. TYPE

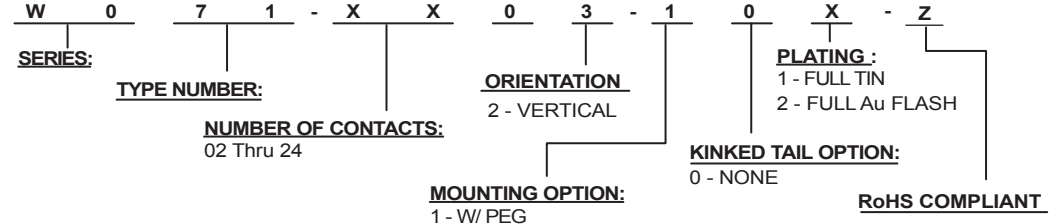


RECOMMENDED PCB LAYOUT
4 POS. TYPE



RECOMMENDED PCB LAYOUT
6 POS. TYPE

HOW TO ORDER:



Rev	Drawn	Checked	Approved	Date
0	G.T	S.M.	S.M.	12/13/05

SMP TECHNOLOGY, INC.
 Power Connector; 3.00 mm Pitch; Right Angle; Blind Mate