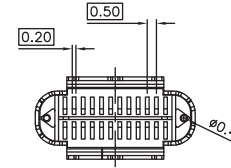
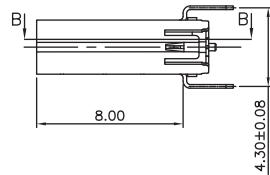
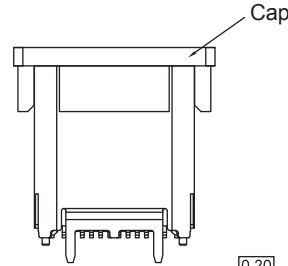
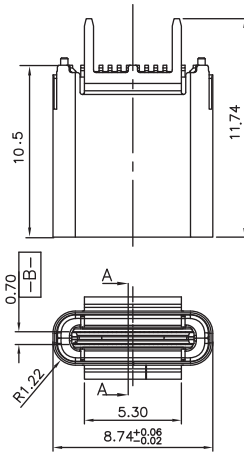
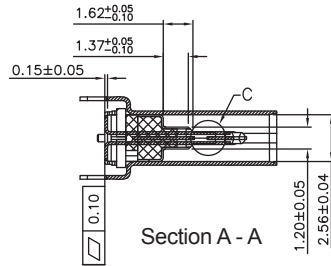
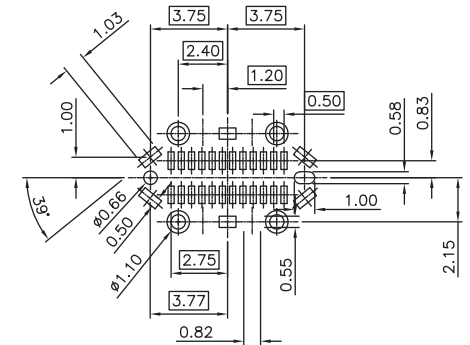
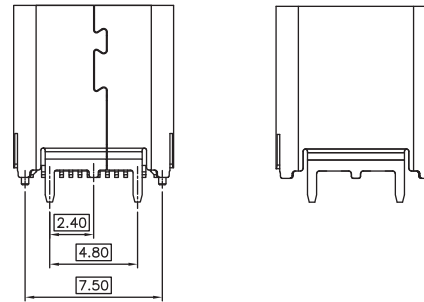
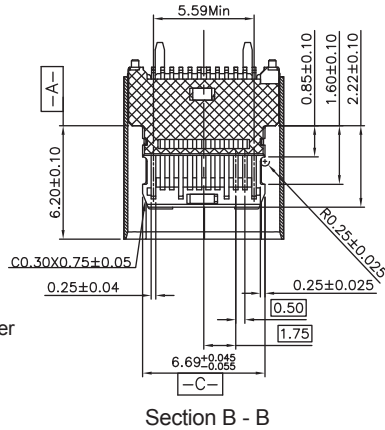
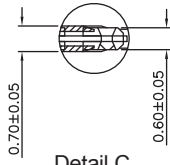


Isometric View



Pin	Signal Name	Mating Sequence	Pin	Signal Name	Mating Sequence
A1	GND	First	B12	GND	First
A2	SSTXp1	Second	B11	SSRXp1	Second
A3	SSTXn1	Second	B10	SSRXn1	Second
A4	VBUS	First	B9	VBUS	First
A5	CC1	Second	B8	SBU2	Second
A6	Dp1	Second	B7	Dn2	Second
A7	Dn1	Second	B6	Dp2	Second
A8	SBU1	Second	B5	CC2	Second
A9	VBUS	First	B4	VBUS	First
A10	SSRXn2	Second	B3	SSTXn2	Second
A11	SSTXp2	Second	B2	SSTXp2	Second
A12	GND	First	B1	GND	First
SHELL	GND		SHELL	GND	



ELECTRICAL:

CURRENT RATING: 5A Min. for VBUS,
1.25A Min. for Other

CONTACT RESISTANCE:
< 40 milliohm Max.

INSULATION RESISTANCE:
> 100 Mgeaohm Min.

DIELECTRIC WITHSTANDING VOLTAGE:
100 VAC for 1 Minute

OPERATING TEMPERATURE: - 55° C ~ 85° C

MATERIAL:

INSULATOR: LCP, UL94V-0

CONTACTS: Copper Alloy

CONTACT PLATING:

Gold Plating over 50u" Nickel on Contact Area,
100u" Tin/ Plating over 50u" Nickel on Solder Area

SHELL: Stainless Steel with 50u" Nickel Plating

Mechanical:

INSERTION FORCE: 5 ~ 20N Max.

WITHDRAWAL FORCE: 8 ~ 20N Kg

DURABILITY: 10,000 Cycles

HOW TO ORDER:

U X 2 5 - 0 2 0 7 - 0 0 X X - Z

BODY STYLE

2 - Female Straight

OF POSITIONS

02 - 24 Position SMT

MOUNTING STYLE

07 - Surface Mount Vertical
Type 2, with 1 SMT Shell Point,
10.5mm Height

CONTACT AREA PLATING

0 - 4u" Au
1 - 7u" Au
2 - 10u" Au
3 - 15u" Au
4 - 30u" Au

PACKAGING

0 - Tray
2 - Tape & Reel

RoHS COMPLIANT

Insulator Color

0 - Black
1 - Blue
2 - White

Rev	Issued	Drawn	Checked	Approved	Date
0	Issued	B.S.	S.M.	S.M.	01/14/16
A	Revised Drawing	B.S.	S.M.	S.M.	04/21/16

SMP TECHNOLOGY, INC.
USB 3.1 Receptacle, Surface Mount Vertical, Type 2, with SMT (1) Shell Point
10.5mm Height

SCALE :N/A
TOL. DEC. .X +/- 0.30 .XX +/- 0.25 .XXX +/- 0.10 UNIT: mm

SERIES: UX25-0207-00XX-Z Pg: 1