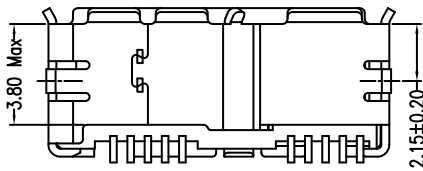
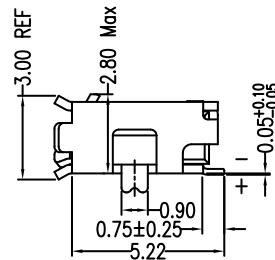
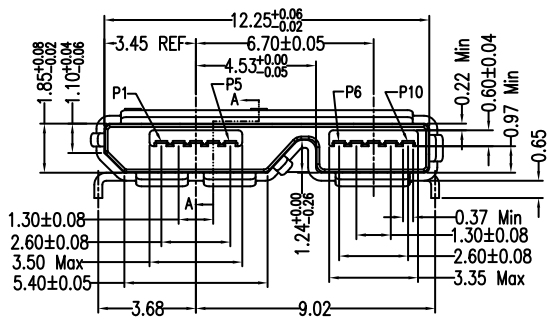
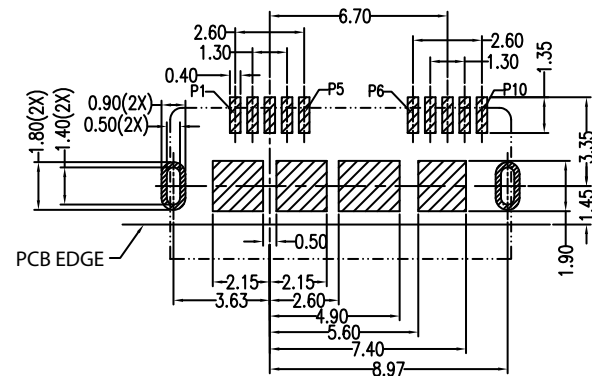


ISOMETRIC VIEW



Pin Number	Signal Name
1	VBUS
2	D-
3	D+
4	ID
5	GND
6	MicB_SSTX-
7	MicB_SSTX+
8	GND_DRAIN
9	MicB_SSRX-
10	MicB_SSRX+



RECOMMENDED PCB LAYOUT

**ELECTRICAL:**

CURRENT RATING: 1.8 AMP for Pin # 1 & 5; All others .25 A  
 DIELECTRIC STRENGTH: 100V AC; 1 Minute  
 INSULATION RESISTANCE: 100 MΩ Min.  
 CONTACT RESISTANCE: 30 mΩ Max.

**MATERIALS:**

HOUSING: LCP/50% Glass Fill; UL 94 V-0; Black  
 CONTACT ; Phos-Bronze; Au plated Contact Area; Au flash plating on solder area; 50 u" Nickel Subplate  
 SHELL: Stainless Steel ; 40 u" Nickel Plated

**MECHANICAL:**

INSERTION FORCE: 35 N. Max  
 WITHDRAWAL FORCE: 8 N Min.  
 DURABILITY : 10,000 Cycles Min.

**OPERATING TEMPERATURE RANGE:** -55C to 85 C

**HOW TO ORDER:**

**U 0 0 4 - 1 0 8 1 - 0 5 X 0 - Z**

**# OF POSITIONS:** 10 - 10 Position Female

**INSULATOR COLOR:** 1 - Black

**CONTACT AREA PLATING**  
 1 - 15µ" Au  
 2 - 30µ" Au

**RoHS COMPLIANT**

Rev	Drawn	Checked	Approved	Date
0 Issued	B.S.	S.M.	S.M.	03/17/11

SCALE: N/A

Tolerance :	.X +/- 0.38	.XX +/- 0.25	.XXX +/- 0.13	ANGLE +/- 3°
-------------	-------------	--------------	---------------	--------------

**SMP TECHNOLOGY, INC.**

Micro USB, 10 Position, Receptacle, Surface Mount,  
 USB 3.0, Right Angle, Type B, With Thru Hole Mounting Peg

SERIES: U004-1081-05X0-Z Pg: 1