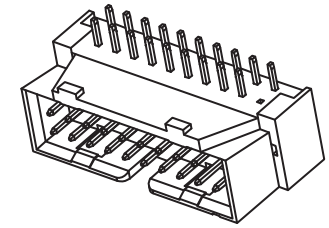
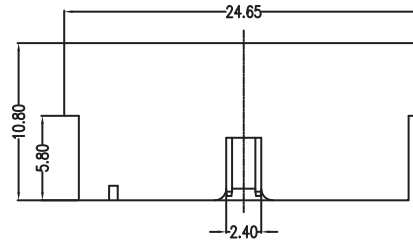
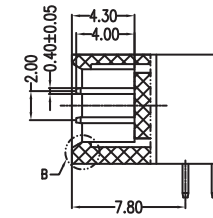
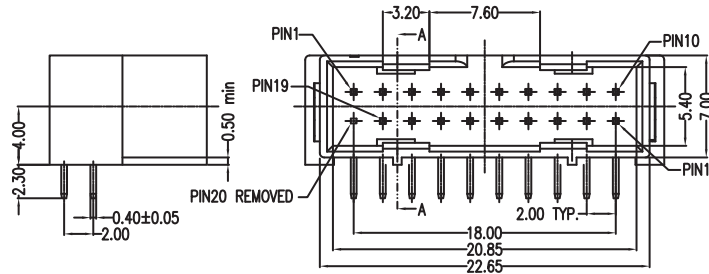


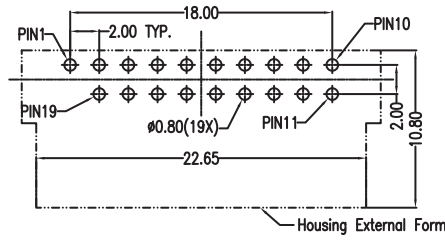
PIN NO.	SIGNAL	DESCRIPTION
1	Vbus	Power
2	IntA_P1_SSRX-	USB 3 ICC Port1 SuperSpeed Rx-
3	IntA_P1_SSRX+	USB 3 ICC Port1 SuperSpeed Rx+
4	GND	GND
5	IntA_P1_SSRX-	USB 3 ICC Port1 SuperSpeed Tx-
6	IntA_P1_SSRX+	USB 3 ICC Port1 SuperSpeed Tx+
7	GND	GND
8	IntA_P2_D-	USB 3 ICC Port1 D-(USB2 Signal D-)
9	IntA_P2_D+	USB 3 ICC Port1 D+(USB2 Signal D+)
10	ID	Over Current Protection
11	IntA_P2_D+	USB 3 ICC Port2 D+(USB2 Signal D+)
12	IntA_P2_D-	USB 3 ICC Port2 D-(USB2 Signal D-)
13	GND	GND
14	IntA_P2_SSRX+	USB 3 ICC Port2 SuperSpeed Tx+
15	IntA_P2_SSRX-	USB 3 ICC Port2 SuperSpeed Tx-
16	GND	GND
17	IntA_P2_SSRX+	USB 3 ICC Port2 SuperSpeed Rx+
18	IntA_P2_SSRX-	USB 3 ICC Port2 SuperSpeed Rx-
19	Vbus	Power



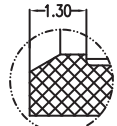
ISOMETRIC VIEW



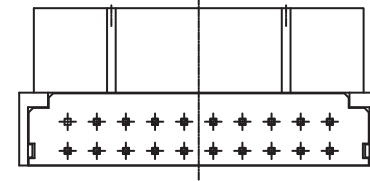
SECT A-A



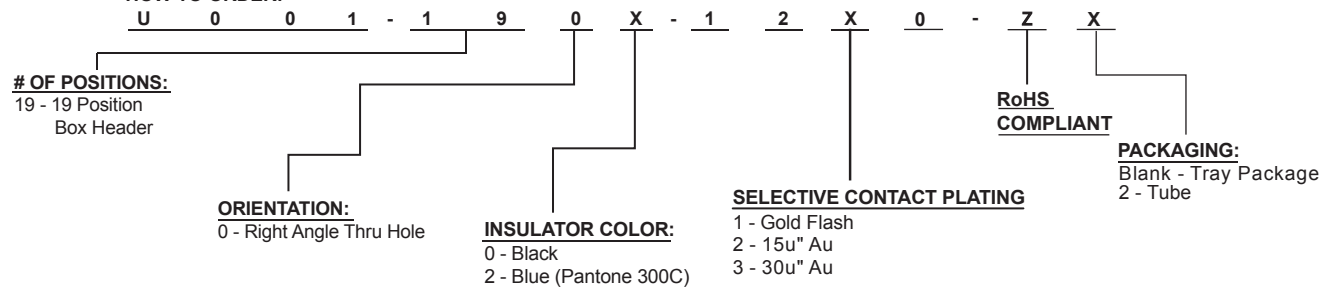
PCB LAYOUT



DETAIL B  
SCALE 3:1



**HOW TO ORDER:**



**ELECTRICAL:**  
CURRENT RATING: 0.5A / Pin min (VBUS Pin is 1.5A)  
CONTACT RESISTANCE: 30 milliohms Max.  
INSULATION RESISTANCE: 100 Megaohms min.  
DIELECTRIC WITHSTANDING: 500V AC for 1 Minute  
OPERATING TEMPERATURE: -55°C To +105°C

**MATERIAL:**  
HOUSING: Nylon 66+30% Glass Filled, UL94V-2  
HOUSING COLOR: Black, Blue or Green  
CONTACT: Copper Alloy  
PLATING: Gold Plating on Contact Area, Over (50µ" Min.) Nickel

Rev	Issued	Drawn	Checked	Approved	Date
0	Issued	B.S.	S.M.	S.M.	12/18/13

**SMP TECHNOLOGY, INC.**

Internal USB 3.0, Box Header, Right Angle