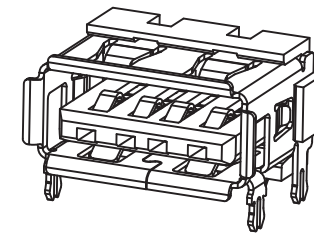
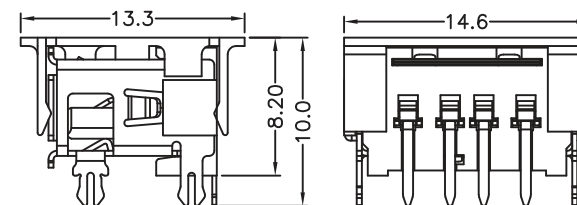
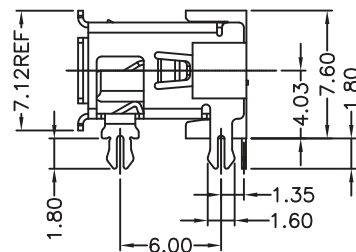
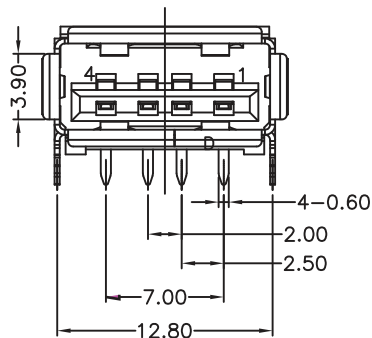


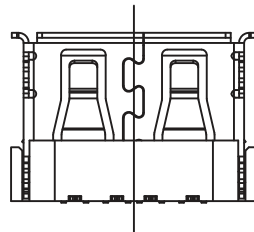
RECOMMENDED PCB LAYOUT



ISOMETRIC VIEW



WITH COVER



HOW TO ORDER:

U 0 0 1 - 0 4 F X - 1 0 X 0 - Z X

NUMBER OF CONTACTS:
04 - 4 PIN SINGLE PORT

INSULATOR COLOR:
0 - BLACK
1 - WHITE

of LOCKS
0 - Standard 2 Locks
(Top, Bottom, Sides)

RoHS Compliant

PACKAGING:
Blank - Tray
1 - Tape & Reel

SELECTIVE CONTACT PLATING:
1 - Gold Flash
2 - 15u" Gold
3 - 30u" Gold

ELECTRICAL:

- CURRENT RATING: 1A
- CONTACT RESISTANCE:
< 30m milli ohms
- INSULATOR RESISTANCE:
> 1000 MOhms Min.
- DIELECTRIC WITHSTANDING VOLTAGE:
750VAC for 1 Minute
- OPERATING TEMPERATURE: -55° C to +105° C

MATERIAL:

- INSULATOR: Thermoplastic UL94V-0
- CONTACTS: Copper Alloy
- SHELL PLATING: Nickel
- CONTACT PLATING: Specified Gold thickness over 50u" Nickel in contact area;
100u" Tin over 50u" Nickel in solder tail area

Rev	Drawn	Checked	Approved	Date
0	B.S.	S.M.	S.M.	08/14/13

SMP TECHNOLOGY, INC.

Right Angle, Thru Hole, Short Body, 10.60mm, Reverse