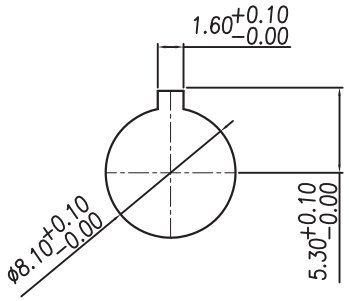

RECOMMENDED MOUNTING HOLE
(Panel Thickness 0.7~2)

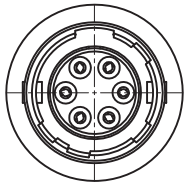

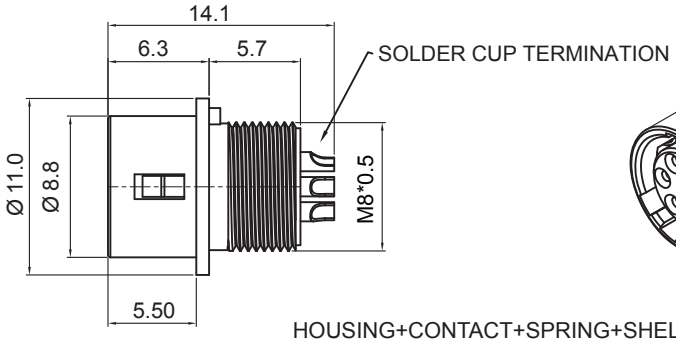

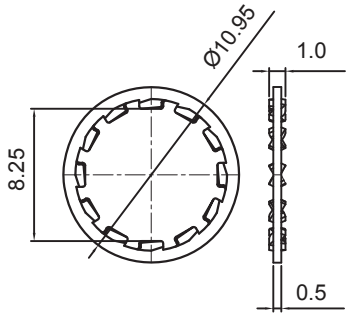

WASHER
P/N: HW-W-8.25-10.95-1.0

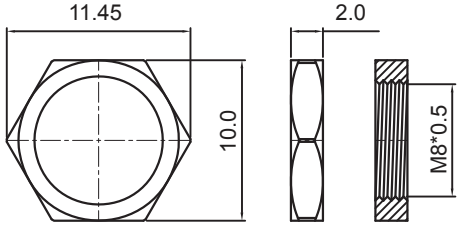

NUT
P/N: HW-NM8*0.5-11.45

CONTACT ARRANGMENT (FRONT VIEW)

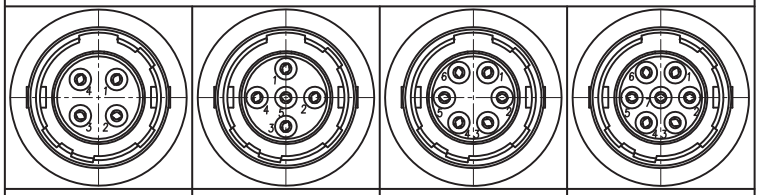

PR12-0401-0000-Z	PR12-0501-0000-Z	PR12-0601-0000-Z	PR12-0701-0000-Z

MATERIAL:
HOUSING: Thermoplastic PBT (UL94V-0) Black
CONTACT: Copper Alloy, Au Flash Plated
SHELL: Nickel Plated Zinc Alloy
SPRING: Stainless Steel
WASHER: Nickel Plated Phosphor Bronze
NUT: Nickel Plated Copper Alloy

HOW TO ORDER:

P R 1 2 - X X 0 1 - 0 0 0 0 - Z

R - Receptacle

SERIES:
1 - Size 7

2 - Receptacle (Panel Mount)

 # OF POSITIONS:
04 - 4 Positions
05 - 5 Positions
06 - 6 Positions
07 - 7 Positions

TERMINATION:
1 - Solder Cup

RoHS COMPLIANT

Rev		Drawn	Checked	Approved	Date
0	Issued	B.S.	S.M.	S.M.	07/25/19

SMP TECHNOLOGY, INC.

Circular Quick Lock Connector (Push Pull Type), Size 7, Receptacle,

Panel Mount, Solder Cup Termination

TOL. DEC. .X +/- 0.20 .XX +/- 0.10 .XXX +/- 0.05 ANGLE +/- 1° UNIT: mm

P/N: PR12-XX01-0000-Z