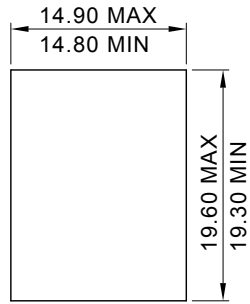
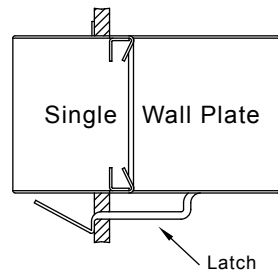
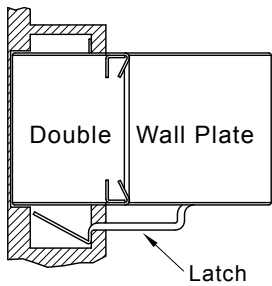
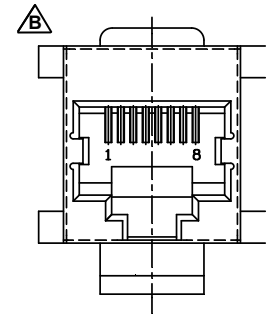
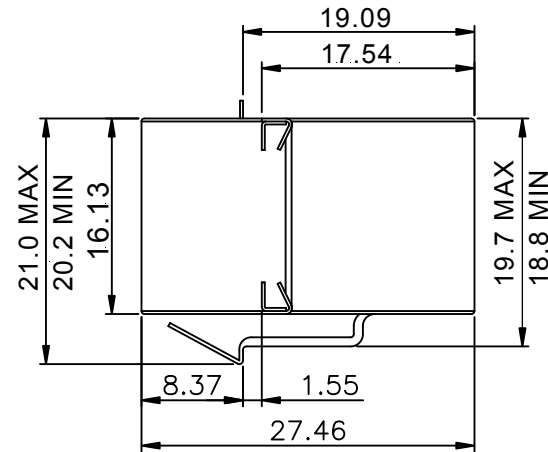
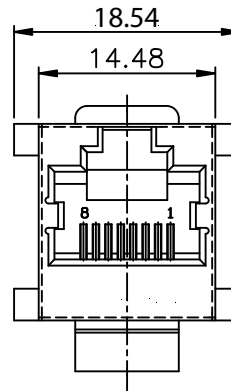


Front Panel Jack Only
Clearance W/O Latch
Feature

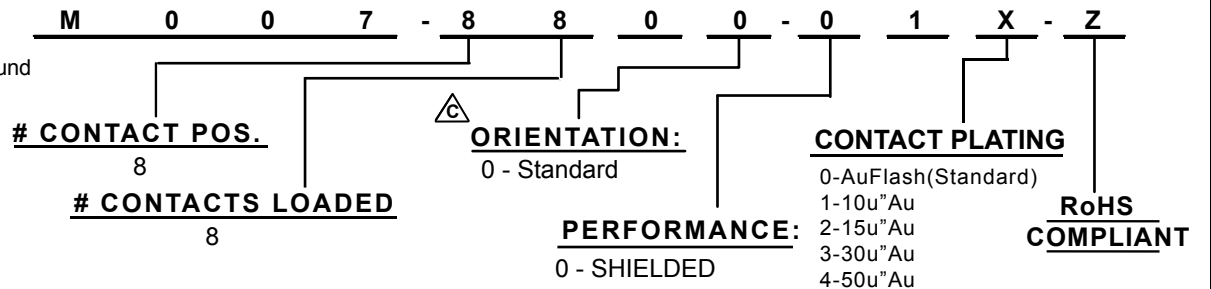


Single Panel - Latch
Clearance Panel
Thickness 0.062 inch

RECOMMENDED PANEL CUTOUT



HOW TO ORDER:



ELECTRICAL:

VOLTAGE / CURRENT: 1000V / 1.5 AMPS MAX.
INSULATION RESISTANCE: > 500 Mohm Between Adjacent Terminal & Ground
DIELECTRIC WITHSTANDING VOLTAGE:
1000V (rms) AC for 1 Minute

MATERIAL:

INSULATOR: Thermoplastic UL94V-0
CONTACT: 0.35mm Thickness Phosphor Bronze,
Gold Plating over Nickel in Contact

SHIELD: Stainless Steel

MECHANICAL:

Durability: 1000 Cycles

Rev	Drawn	Checked	Approved	Date
0	S.E.	S.M.	S.M.	09/04/97
A	A.M.	S.M.	S.M.	05/10/03
B	WHS	S.M.	S.M.	08/09/06
C	B.S.	S.M.	S.M.	04/26/18

SMP TECHNOLOGY, INC.

Modular Coupler Jack, Panel Mount, Shielded CAT 3; Standard

SCALE: N/A

Orientation

TOL. DEC. .X +/- 0.38 .XX +/- 0.25 .XXX +/- 0.10 ANGLE +/- UNIT: mm

SERIES: M007-8800-01X-Z