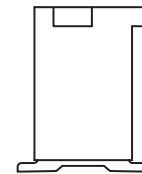
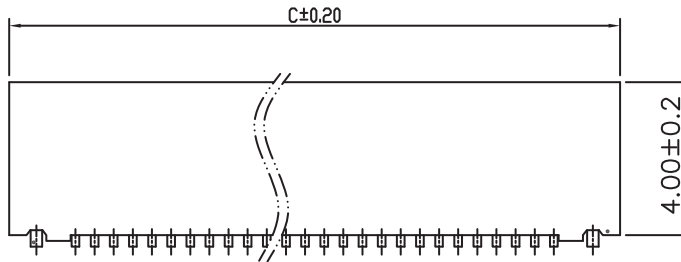


FFC/FPC DIMENSION



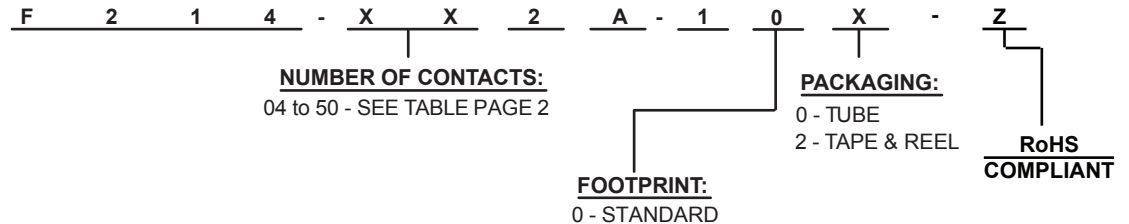
ELECTRICAL:

CURRENT RATING: 0.5A
 VOLTAGE RATING: 50 VDC
 CONTACT RESISTANCE: 30mΩ max. (at 20 mVDC, 100mA max)
 INSULATOR RESISTANCE: 500MΩ min. (at 500 VDC)
 DIELECTRIC WITHSTANDING VOLTAGE: AC 500V / 60sec.
 OPERATING TEMPERATURE: -25°C to +85°C

MATERIAL:

HOUSING: PA46 UL94V-0 /COLOR: White
 SLIDER: PPS (UL94V-0)
 CONTACT PLATING: Tin (80u") over Nickel (50u") MIN.

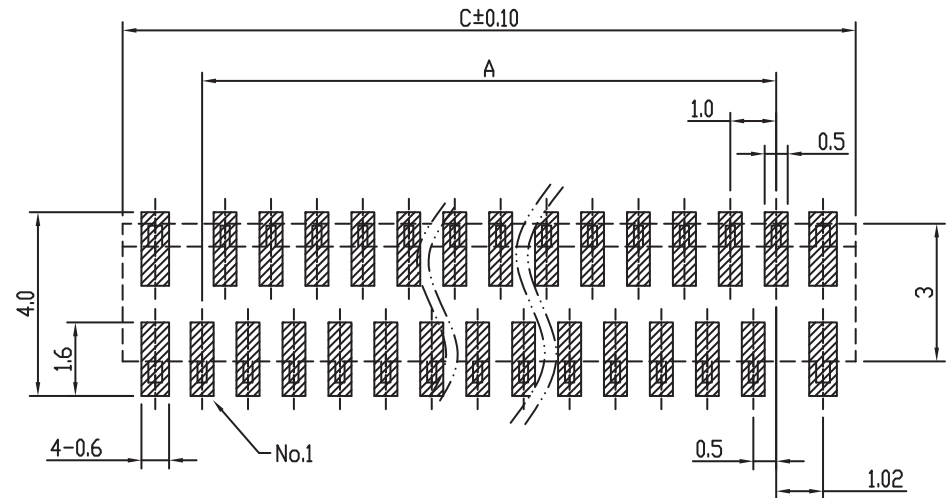
HOW TO ORDER:



Rev	Drawn	Checked	Approved	Date
0	B.S.	S.M.	S.M.	04/10/13

SMP TECHNOLOGY, INC.
 FFC Connector, 0.5mm Pitch, Top Entry, LIF, Surface Mount
 Standard Footprint

# CKTS	A	B	C	# CKTS	A	B	C
4	1.5	2.6	4.96	33	16	17.1	19.46
5	2	3.1	5.46	34	16.5	17.6	19.96
6	2.5	3.6	5.96	35	17	18.1	20.46
7	3	4.1	6.46	36	17.5	18.6	20.96
8	3.5	4.6	6.96	37	18	19.1	21.46
9	4	5.1	7.46	38	18.5	19.6	21.96
10	4.5	5.6	7.96	39	19	20.1	22.46
11	5	6.1	8.46	40	19.5	20.6	22.96
12	5.5	6.6	8.96	41	20	21.1	23.46
13	6	7.1	9.46	42	20.5	21.6	23.96
14	6.5	7.6	9.96	43	21	22.1	24.46
15	7	8.1	10.46	44	21.5	22.6	24.96
16	7.5	8.6	10.96	45	22	23.1	25.46
17	8	9.1	11.46	46	22.5	23.6	25.96
18	8.5	9.6	11.96	47	23	24.1	26.46
19	9	10.1	12.46	48	23.5	24.6	26.96
20	9.5	10.6	12.96	49	24	25.1	27.46
21	10	11.1	13.46	50	24.5	25.6	27.96
22	10.5	11.6	13.96				
23	11	12.1	14.46				
24	11.5	12.6	14.96				
25	12	13.1	15.46				
26	12.5	13.6	15.96				
27	13	14.1	16.46				
28	13.5	14.6	16.96				
29	14	15.1	17.46				
30	14.5	15.6	17.96				
31	15	16.1	18.46				
32	15.5	16.6	18.96				



RECOMMENDED PCB LAYOUT
(COMPONENT SIDE)

SMP TECHNOLOGY, INC.

FFC Connector, 0.5mm Pitch, Top Entry, LIF, Surface Mount

Standard Footprint