DIMENSION TABLE

CKT	DIMA	DIMB	DIMC
4	3.00	5.03	11.00
5	4.00	6.03	12.00
6	5.00	7.03	13.00
7	6.00	8.03	14.00
8	7.00	9.03	15.00
9	8.00	10.03	16.00
10	9.00	11.03	17.00
11	10.00	12.03	18.00
12	11.00	13.03	19.00
13	12.00	14.03	20.00
14	13.00	15.03	21.00
15	14.00	16.03	22.00
16	15.00	17.03	23.00
17	16.00	18.03	24.00
18	17.00	19.03	25.00
19	18.00	20.03	26.00
20	19.00	21.03	27.00
21	20.00	22.03	28.00
22	21.00	23.03	29.00
23	22.00	24.03	30.00
24	23.00	25.03	31.00
25	24.00	26.03	32.00
26	25.00	27.03	33.00
27	26.00	28.03	34.00
28	27.00	29.03	35.00
29	28.00	30.03	36.00
30	29.00	31.03	37.00
31	30.00	32.03	38.00
32	31.00	33.03	39.00
33	32.00	34.03	40.00
34	33.00	35.03	41.00
35	34.00	36.03	42.00
36	35.00	37.03	43.00
37	36.00	38.03	44.00
38	37.00	39.03	45.00
39	38.00	40.03	46.00
40	39.00	41.03	47.00

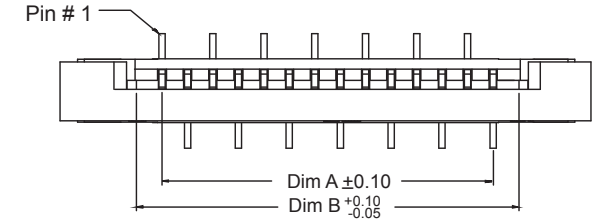

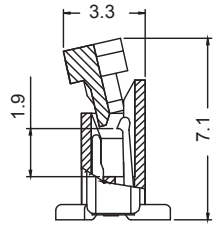

SECTION A-A

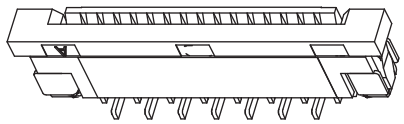

ISOMETRIC VIEW

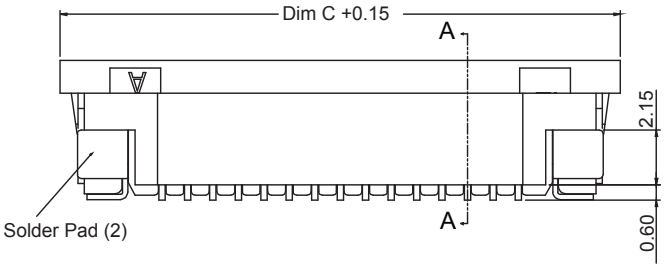

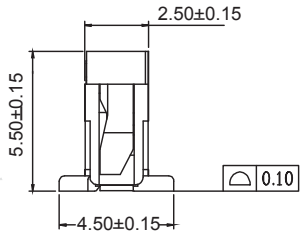

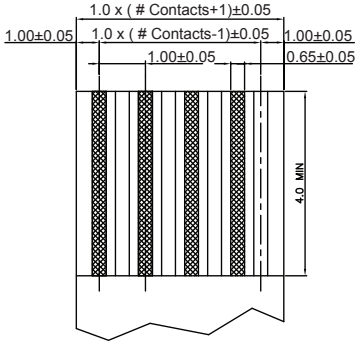

FFC/FPC Recommended Dimensions
Thickness 0.3 +/- 0.03mm

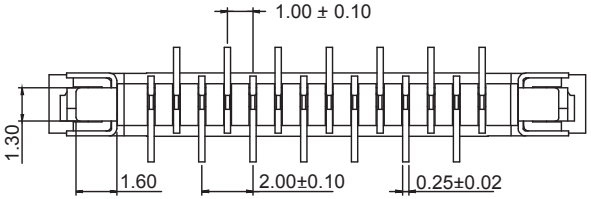

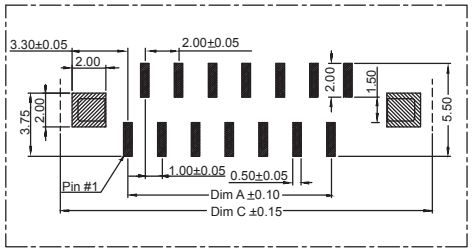

STANDARD ORIENTATION

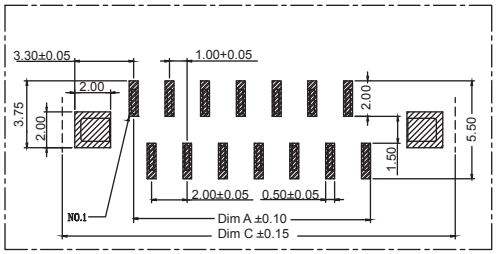

REVERSE ORIENTATION A

RECOMMENDED PCB LAYOUT

ELECTRICAL:

CURRENT RATING: 0.4A
VOLTAGE RATING: 50 VDC
CONTACT RESISTANCE: 20mΩ max. (at 20 mVDC, 100mA max.)
INSULATOR RESISTANCE: 100MΩ min. (at 500 VDC)
DIELECTRIC WITHSTANDING VOLTAGE: AC 250V / 60sec.
OPERATING TEMPERATURE: -20°C to +80°C

MATERIAL:

SOLDER PAD : COPPER ALLOY - TIN PLATED
CONTACT: PHOSPHOR BRONZE
HOUSING: LCP UL94V-0
SLIDER: LCP UL94V-0 /COLOR: White
CONTACT PLATING: Tin (100µ") MIN. over Nickel (50µ") MIN.

HOW TO ORDER:

F 2 1 3 - X X 2 8 - 1 X X - Z

NUMBER OF CONTACTS:
04- 40

ORIENTATION:
0 - STANDARD
2 - REVERSE

PACKAGING:
0 - TUBE
2 - TAPE/REEL

RoHS COMPLIANT

Rev		Drawn	Checked	Approved	Date
0	Issued	S.E.	S.M.	S.M.	12/1/01
A	Added Reverse Orientation	B.S.	S.M.	S.M.	10/20/16

SMP TECHNOLOGY, INC.

FFC Connectors, 1.0 mm Pitch, Top Entry, ZIF, Surface Mount

TOL. DEC. .X +/- 0.30 .XX +/- 0.20 .XXX +/- 0.10 ANGLE +/- UNIT: mm

P/N: F 2 1 3 - X X 2 8 - 1 X X - Z