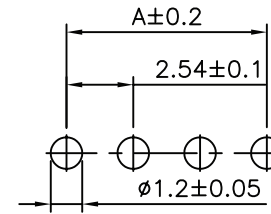
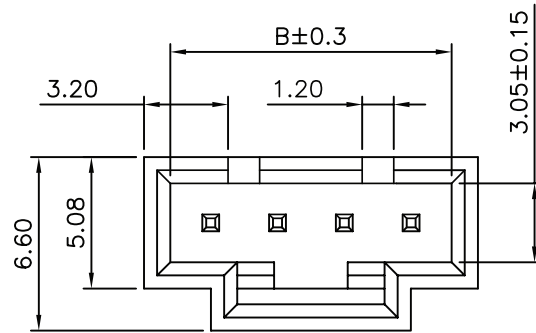
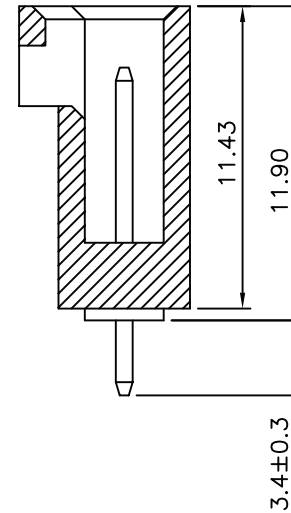
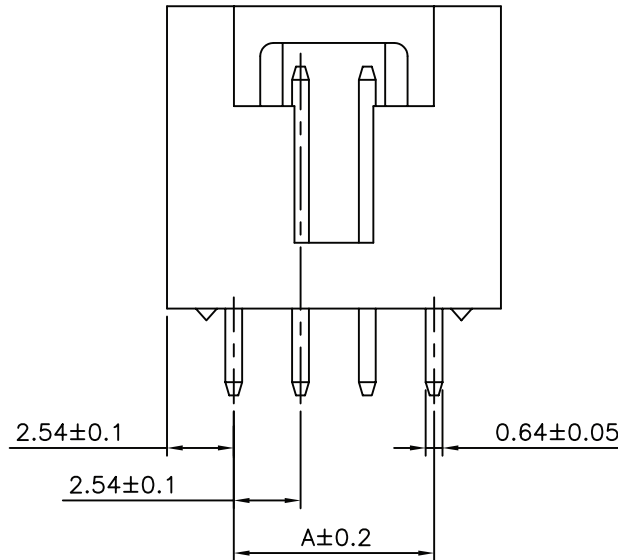


RECEPTACLE CONTACT HOUSING



Recommand PCB Layout



Poles	Dimensions(mm)	
	A	B
2	2.54	5.59
3	5.08	8.13
4	7.62	10.67
5	10.16	13.21
6	12.70	15.75
7	15.24	18.29
8	17.78	20.83
9	20.32	23.37
10	22.86	25.91
11	25.40	28.45
12	27.94	30.99
13	30.48	33.53
14	33.02	36.07
15	35.56	38.61
16	38.10	41.69
17	40.64	43.69
18	43.18	46.23

- * Material: Nylon UL 94V-0
- * Current rating : 3A, AC/DC
- * Voltage rating : 250V, AC/DC

ELECTRICAL:

CURRENT RATING: 3A
 CONTACT RESISTANCE: < 15m Ω
 INSULATOR RESISTANCE: > 1000M Ω
 DIELECTRIC WITHSTANDING VOLTAGE: 600VAC FOR 1 MIN.
 OPERATING TEMPERATURE: -40°C TO +105°C

MATERIAL:

INSULATOR: POLYESTER (UL94V-0)
 CONTACT: COPPER ALLOY

HOW TO ORDER:

B 7 0 5 - X X 1 1 - 0 0 X - Z

NUMBER OF POSITIONS:
02 thru 18

CONTACT PLATING:
0 - GOLD FLASH
8 - TIN / LEAD PLATED

RoHS COMPLIANT

Rev		Apv.	Date	SMP TECHNOLOGY, INC.
0	Issued	WHS	3/31/06	
				Pocket Header; 2.54mm Pitch; Vertical
SCALE	MAT'L	FINISH		
TOL. DEC.	.X +/- 0.35	.XX +/- 0.25	.XXX +/-	ANGLE +/- UNIT: mm
				SERIES: B705-XX11-00X-Z
				Pg: 1