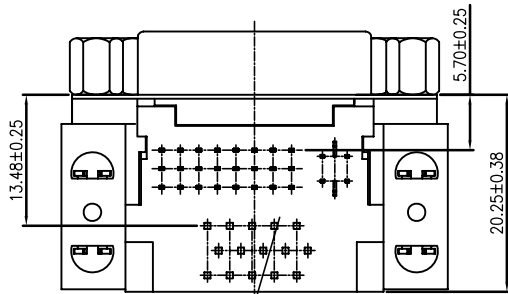


RECOMMENDED PCB LAYOUT



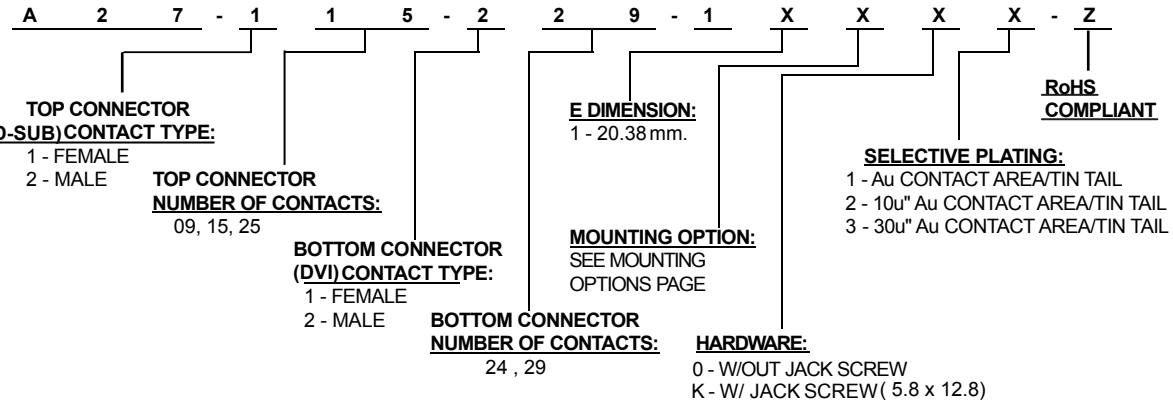
**ELECTRICAL:**

CURRENT RATING: 5A  
 CONTACT RESISTANCE: < 30mohm  
 INSULATOR RESISTANCE: > 1000Mohm  
 DIELECTRIC WITHSTANDING VOLTAGE: 1000V AC FOR 1 MIN.  
 OPERATING TEMPERATURE: -55° C TO +105° C

**MATERIAL:**

CONTACT: COPPER ALLOY  
 INSULATOR: PBT & 30% GLASS FIBER (UL94V-0)

**HOW TO ORDER:**



Rev	Drawn	Checked	Approved	Date
0	S.E.	S.M.	S.M.	10/1/97
A	B.S.	S.M.	S.M.	12/15/06

**SMP TECHNOLOGY, INC.**

Combo Stacked Connector, D-Sub (VGA) Over 29 Pin (DVI),

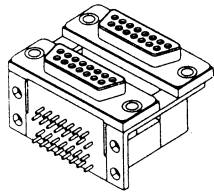
Right Angle, Thru Hole

SCALE: N/A

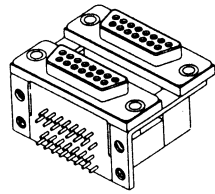
TOL. DEC. .X +/- 0.35 .XX +/- 0.25 .XXX +/- 0.15 ANGLE +/- UNIT: mm

P/N: A27-115-229-1XXXX-Z

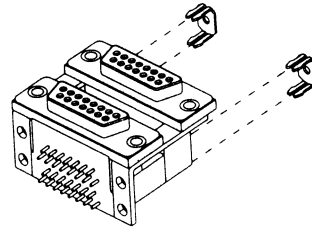
**OPTION 1:**  
FOUR .125 DIAMETER  
NON-THREADED  
MOUNTING HOLES



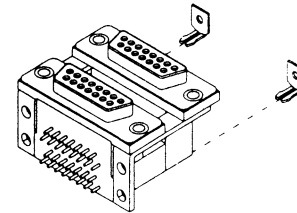
**OPTION 2:**  
FOUR THREADED 4-40  
MOUNTING HOLES



**OPTION 3:**  
FOUR GROUNDING  
BRACKETS



**OPTION 4:**  
TWO GROUNDING  
BRACKETS



**SMP TECHNOLOGY, INC.**

MOUNTING OPTIONS

P/N: A27-115-229-1XXXX-Z

Pg: 2