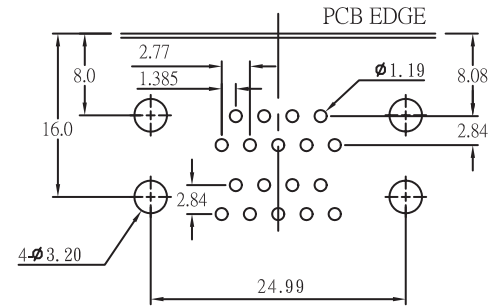
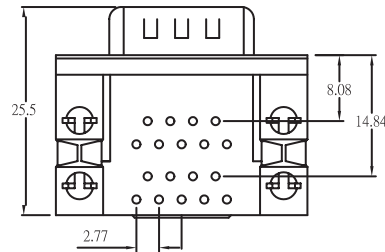


DISTANCE BETWEEN CONNECTORS DIMENSION(mm)

OPTION	E	F
1	15.88	28.42
2	19.05	31.60
3	22.86	35.41



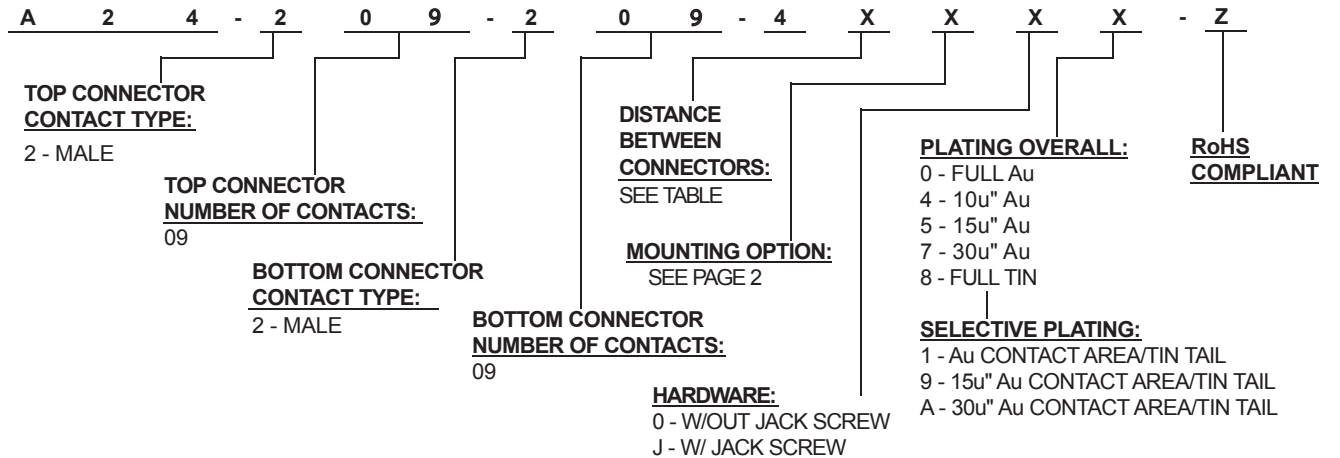
ELECTRICAL:

CURRENT RATING: 5A
 VOLTAGE RATING: 300VDC
 OPERATING VOLTAGE: 500V
 CONTACT RESISTANCE:
 < 15 Milliohm Max.
 INSULATION RESISTANCE:
 > 1000 Megaohm Min. at 500VDC
 DIELECTRIC WITHSTANDING VOLTAGE:
 1000V (rms) for 1 Minute
 OPERATING TEMPERATURE: -55°C to +105°C

MATERIAL:

INSULATOR: THERMOPLASTIC
 W/ GLASS FIBER FILLED (UL94V-0)
 CONTACT: COPPER ALLOY
 SHELL: STEEL; NICKEL PLATED
 CONTACT PLATING: GOLD ON MATING SURFACE
 Sn ON TERMINATION END
 ALL OVER 50 m" NICKEL

HOW TO ORDER:



Rev	Drawn	Checked	Approved	Date
0	A.M.	S.M.	S.M.	04/03/05
A	B.S.	S.M.	S.M.	1/9/07

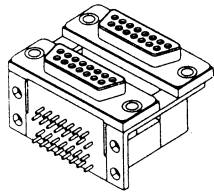
SMP TECHNOLOGY, INC.

Dual D-SUB CONNECTOR, 9 Position Male Over 9 Position Male

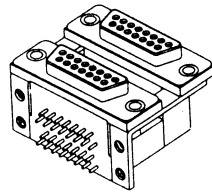
TOL. DEC. .X +/- 0.35 .XX +/- 0.25 .XXX +/- 0.15 ANGLE +/- UNIT: mm

P/N: A24-209-209-4XXXX-Z

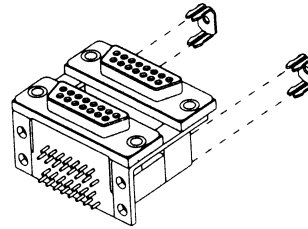
OPTION 1:
FOUR .125 DIAMETER
NON-THREADED
MOUNTING HOLES



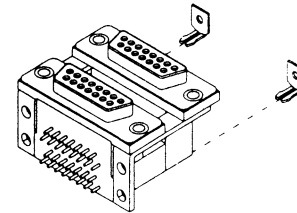
OPTION 2:
FOUR THREADED 4-40
MOUNTING HOLES



OPTION 3:
FOUR GROUNDING
BRACKETS



OPTION 4:
TWO GROUNDING
BRACKETS



SMP TECHNOLOGY, INC.

MOUNTING OPTIONS

SERIES: A 2 4

Pg: 2