

DISTANCE BETWEEN CONNECTORS OPTIONS:

DIMENSION(mm)

OPTION	E	F
1	15.88	28.42
2	19.05	31.60
3	22.86	35.41



LEAD FREE

**ELECTRICAL:**

CURRENT RATING: 3A per Contact  
 VOLTAGE RATING: 250 VAC (rms)Max.  
 CONTACT RESISTANCE:  
 < 25 Milliohm Max.

**INSULATION RESISTANCE:**

5000 Megaohm Min. at 500VDC

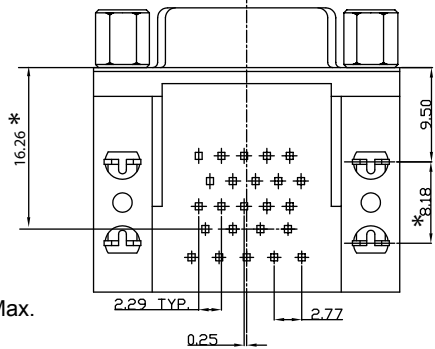
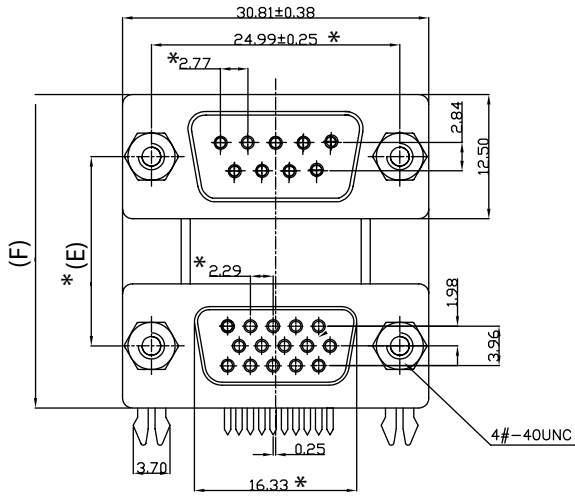
**DIELECTRIC WITHSTANDING VOLTAGE:**

1000V (rms) for 1 Minute

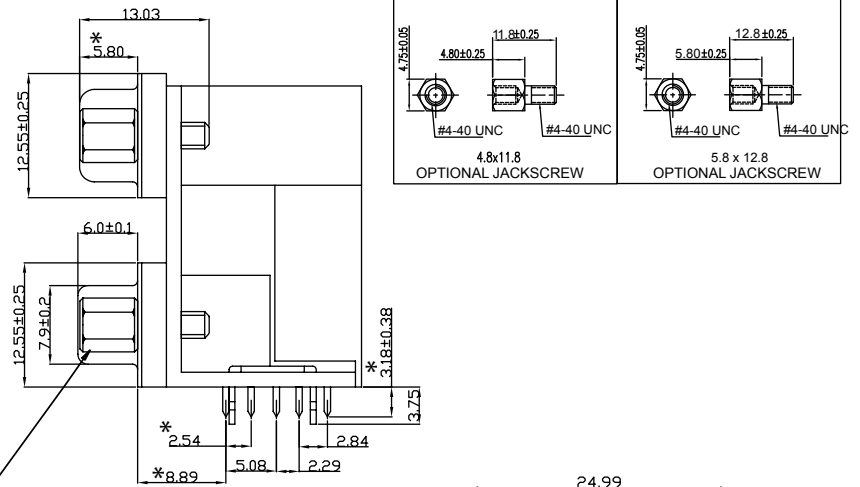
OPERATING TEMPERATURE: -55°C to +105°C

**MATERIAL:**

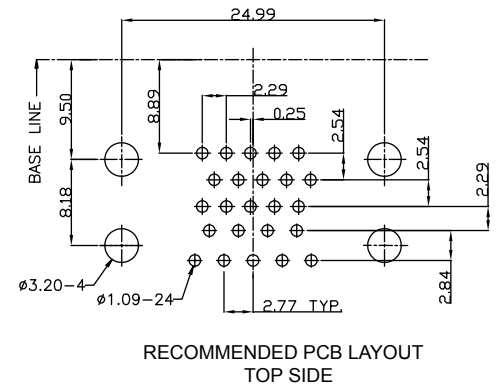
INSULATOR: TOP & BOTTOM PA9T - (UL94V-0)  
 CONTACT: COPPER ALLOY  
 SHELL: STEEL  
 CONTACT PLATING: GOLD ON MATING SURFACE  
 Sn ON TERMINATION END  
 ALL OVER 50 μ" NICKEL



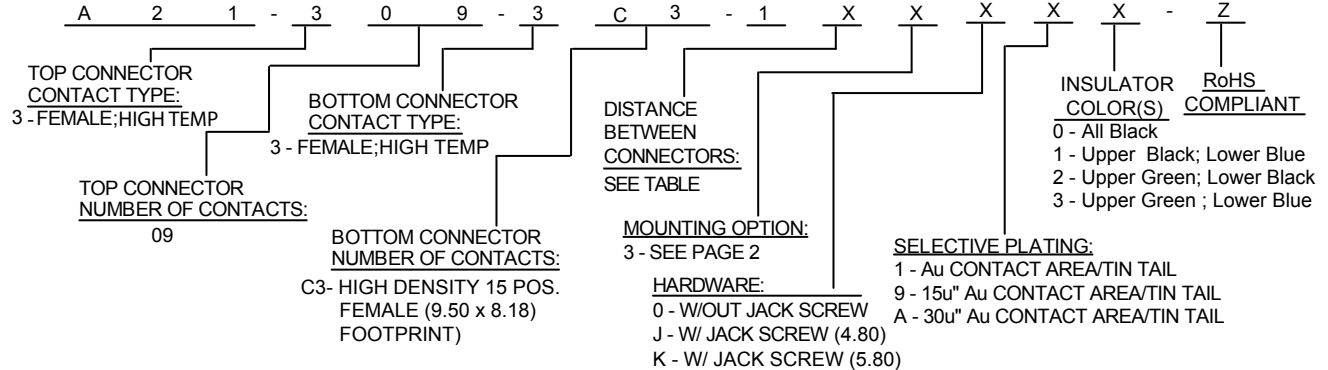
Hardware - Shown with Jackscrews Installed



\* Inspection Dimensions



**HOW TO ORDER**



Rev	Drawn	Checked	Approved	Date
0	B.S.	S.M.	S.M.	1/05/15

**SMP TECHNOLOGY, INC.**

Dual D-Sub Connector, 9 Position Female Over 15 Position High Density

Female (9.50 x 8.18 mm Footprint) ; High Temp. Insulator

SCALE:n/a

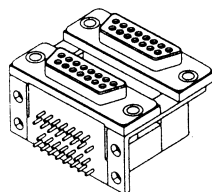
TOL. DEC. .X +/-0.25 .XX +/- 0.10 .XXX +/- 0.05 ANGLE +/-2° UNIT: mm

P/N: A21-309-3C3-1XXXXX-Z

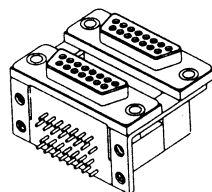
Pg: 1

# PCB MOUNTING OPTIONS:

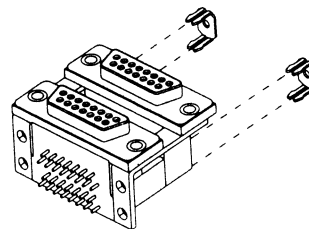
OPTION 1:  
FOUR .125 DIAMETER  
NON-THREADED  
MOUNTING HOLES



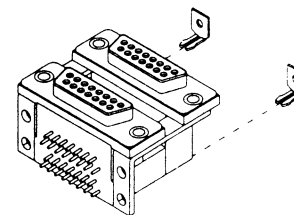
OPTION 2:  
FOUR THREADED 4-40  
MOUNTING HOLES



OPTION 3:  
FOUR GROUNDING  
BRACKETS



OPTION 4:  
TWO GROUNDING  
BRACKETS



Rev		Apv.	Date	SMP TECHNOLOGY, INC.
SCALE				MOUNTING OPTIONS
				SERIES: A 2 5
				Pg: 2