

DISTANCE BETWEEN CONNECTORS OPTIONS:

DIMENSION(mm)

OPTION	E	F
1	15.88	28.42
2	19.05	31.60
3	22.86	35.41



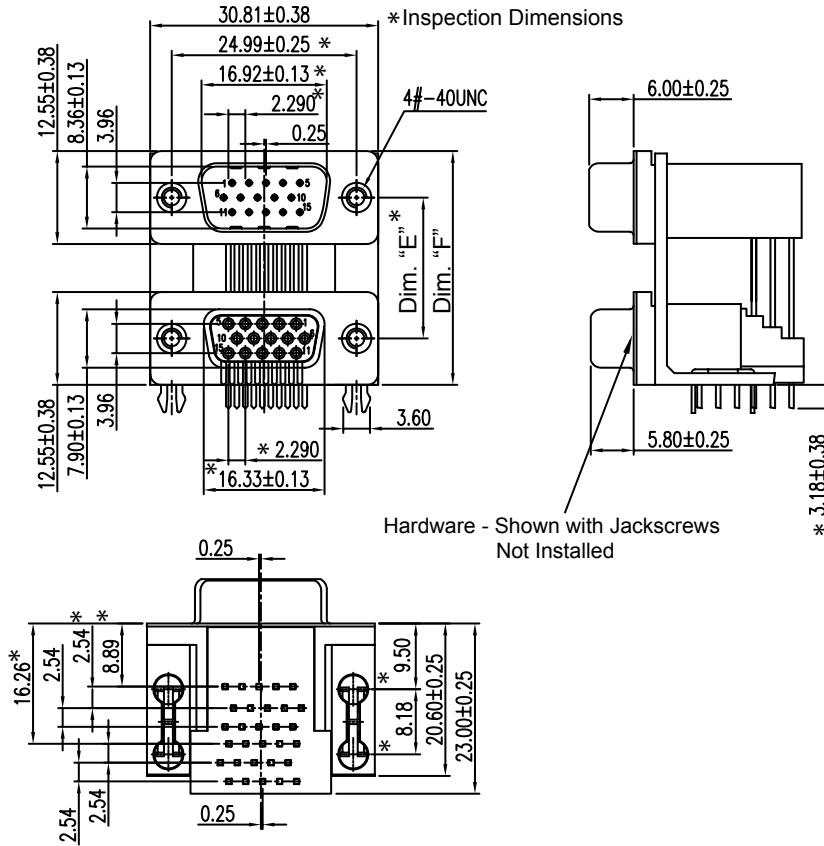
LEAD FREE

ELECTRICAL:

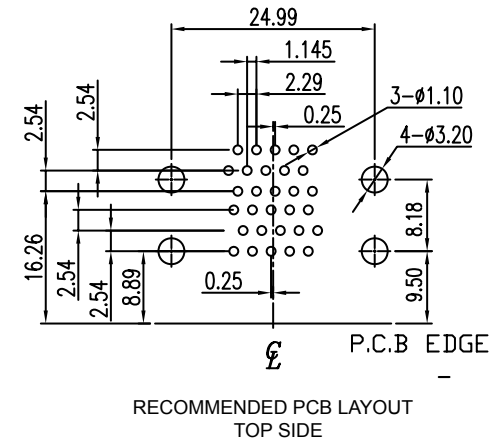
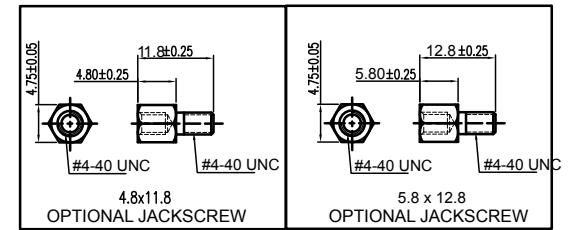
CURRENT RATING: 3A per Contact
 VOLTAGE RATING: 250 VAC (rms)Max.
 CONTACT RESISTANCE:
 < 25 Milliohm Max.
 INSULATION RESISTANCE:
 5000 Megaohm Min. at 500VDC
 DIELECTRIC WITHSTANDING VOLTAGE:
 1000V (rms) for 1 Minute
 OPERATING TEMPERATURE: -55°C to +85°C

MATERIAL:

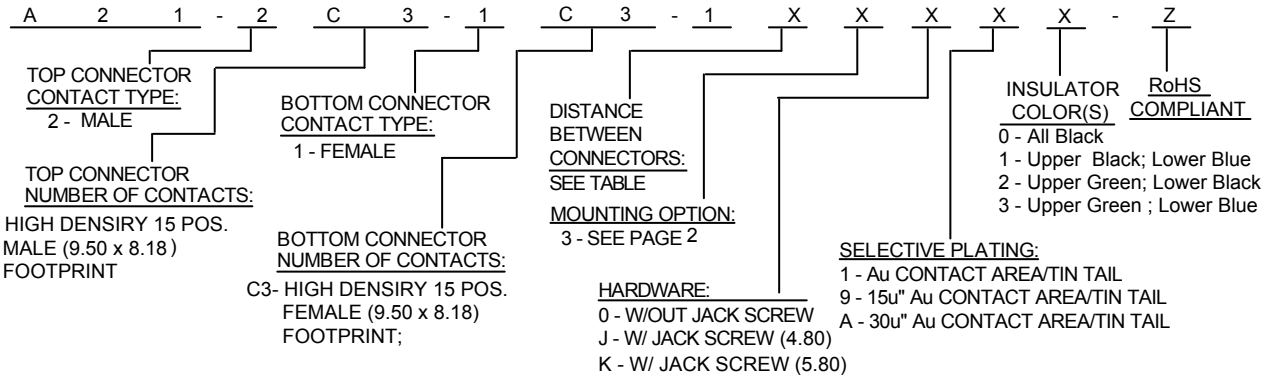
INSULATOR: TOP & BOTTOM: PBT - BLACK (UL94V-0)
 CONTACT: COPPER ALLOY
 SHELL: STEEL (SPCC) NICKEL PLATED
 CONTACT PLATING: GOLD ON MATING SURFACE
 Sn ON TERMINATION END
 ALL OVER 50 μm NICKEL



Hardware - Shown with Jackscrews
 Not Installed



HOW TO ORDER:



Rev	Draw n	Checked	Approved	Date
0	Issued	B.S.	S.M.	S.M.

SMP TECHNOLOGY, INC.

Dual D-Sub Connector, 15 Position High Density Male over 15 Position

High Density Female (9.50 x 8.18 mm) Footprint;

SCALE:n/a

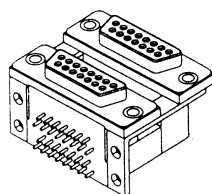
TOL. DEC. .X +/-0.25 .XX +/- 0.10 .XXX +/- 0.05 ANGLE +/-2° UNIT: mm

P/N: A21-2C3-1C3-1XXXXX-Z

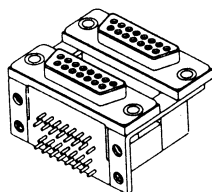
Pg: 1

PCB MOUNTING OPTIONS:

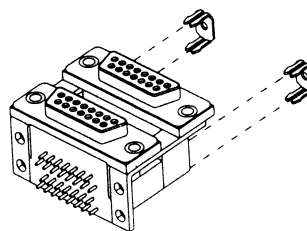
OPTION 1:
FOUR .125 DIAMETER
NON-THREADED
MOUNTING HOLES



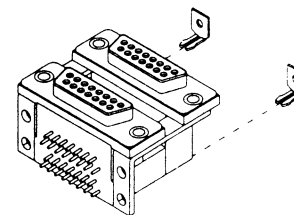
OPTION 2:
FOUR THREADED 4-40
MOUNTING HOLES



OPTION 3:
FOUR GROUNDING
BRACKETS



OPTION 4:
TWO GROUNDING
BRACKETS



Rev		Apv.	Date	SMP TECHNOLOGY, INC.
SCALE				MOUNTING OPTIONS
				SERIES: A 2 5
				Pg: 2