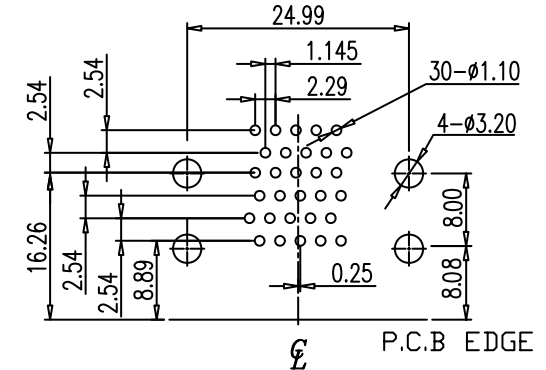
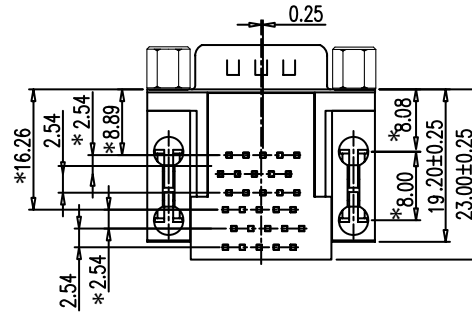
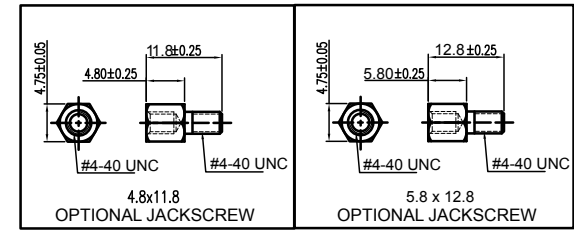
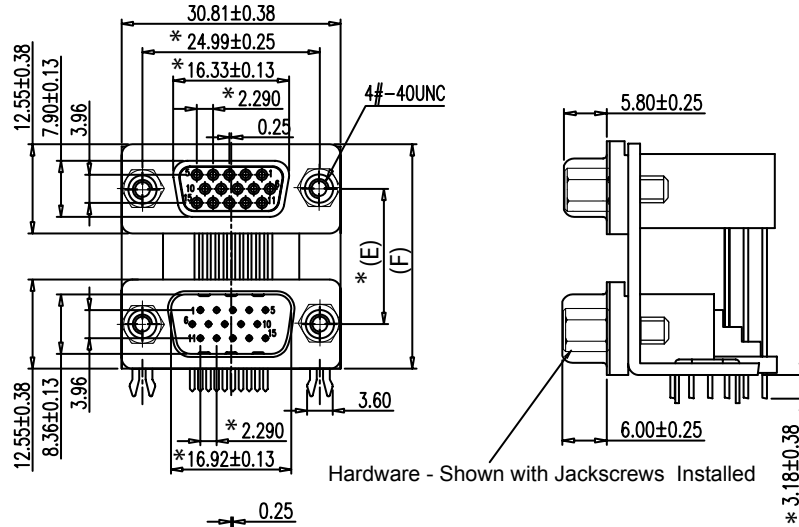


DISTANCE BETWEEN CONNECTORS OPTIONS:

DIMENSION(mm)

OPTION	E	F
1	15.88	28.42
2	19.05	31.60
3	22.86	35.41



RECOMMENDED PCB LAYOUT
TOP SIDE

ELECTRICAL:

CURRENT RATING: 3A per Contact
VOLTAGE RATING: 250 VAC (rms)Max.

CONTACT RESISTANCE:
< 25 Milliohm Max.

INSULATION RESISTANCE:

5000 Megaohm Min. at 500VDC

DIELECTRIC WITHSTANDING VOLTAGE:

1000V (rms) for 1 Minute

OPERATING TEMPERATURE: -55°C to +105°C

MATERIAL:

INSULATOR: TOP & BOTTOM PBT - (UL94V-0)

CONTACT: COPPER ALLOY

SHELL: STEEL

CONTACT PLATING: GOLD ON MATING SURFACE

Sn ON TERMINATION END

ALL OVER 50 µ" NICKEL



LEAD FREE

HOW TO ORDER

A 2 1 - 1 C 4 - 2
TOP CONNECTOR CONTACT TYPE:
1- FEMALE

BOTTOM CONNECTOR CONTACT TYPE:
2 - MALE

TOP CONNECTOR NUMBER OF CONTACTS:
C4- HIGH DENSITY 15 POS. FEMALE (8.08 x 8.00) FOOTPRINT)

BOTTOM CONNECTOR NUMBER OF CONTACTS:
C4- HIGH DENSITY 15 POS. FEMALE (8.08 x 8.00) FOOTPRINT)

DISTANCE BETWEEN CONNECTORS:
SEE TABLE

MOUNTING OPTION:
3 - SEE PAGE 2

HARDWARE:

0 - W/OUT JACK SCREW
J - W/ JACK SCREW INSTALLED (4.8x11.8 mm)
K - W/ JACK SCREW INSTALLED (5.8x12.8 mm)

INSULATOR COLOR(S) RoHS COMPLIANT

0- All Black
1-Upper Black;Lower Blue
4-Upper Blue;Lower Black
5- All Bue

SELECTIVE PLATING:

1 - Au CONTACT AREA/TIN TAIL
9 - 15u" Au CONTACT AREA/TIN TAIL
A - 30u" Au CONTACT AREA/TIN TAIL

Rev	Drawn	Checked	Approved	Date
0	B.S.	S.M.	S.M.	1/05/15

SMP TECHNOLOGY, INC.

Dual D-Sub Connector, 15 Position High Density Female Over 15 Position

High Density Male; (8.08 x 8.00 mm Footprint)

SCALE:n/a

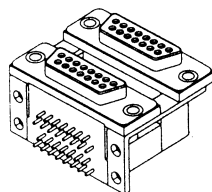
TOL. DEC. .X +/-0.25 .XX +/- 0.10 .XXX +/- 0.05 ANGLE +/-2° UNIT: mm

P/N: A21-1C4-2C4-1XXXXX-Z

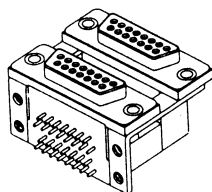
Pg: 1

PCB MOUNTING OPTIONS:

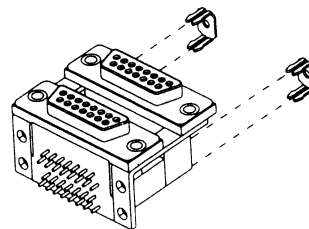
OPTION 1:
FOUR .125 DIAMETER
NON-THREADED
MOUNTING HOLES



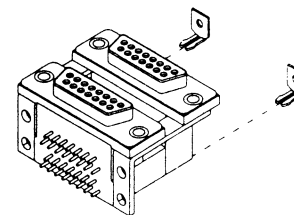
OPTION 2:
FOUR THREADED 4-40
MOUNTING HOLES



OPTION 3:
FOUR GROUNDING
BRACKETS



OPTION 4:
TWO GROUNDING
BRACKETS



Rev		Apv.	Date	SMP TECHNOLOGY, INC.
SCALE				MOUNTING OPTIONS
				SERIES: A 2 5
				Pg: 2