

DISTANCE BETWEEN CONNECTORS OPTIONS:

DIMENSION(mm)

OPTION	E	F
1	15.88	28.42
2	19.05	31.60
3	22.86	35.41



LEAD FREE

ELECTRICAL:

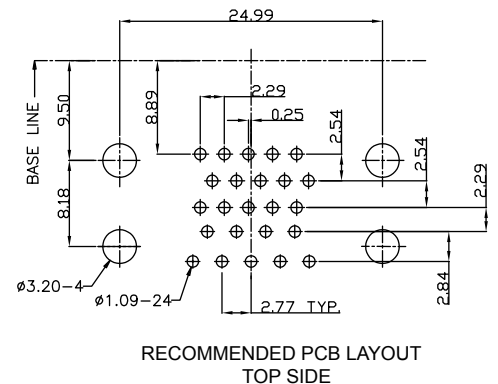
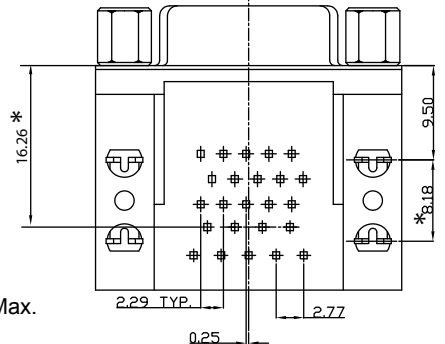
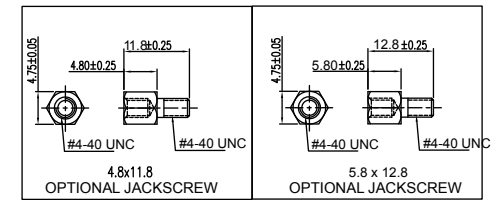
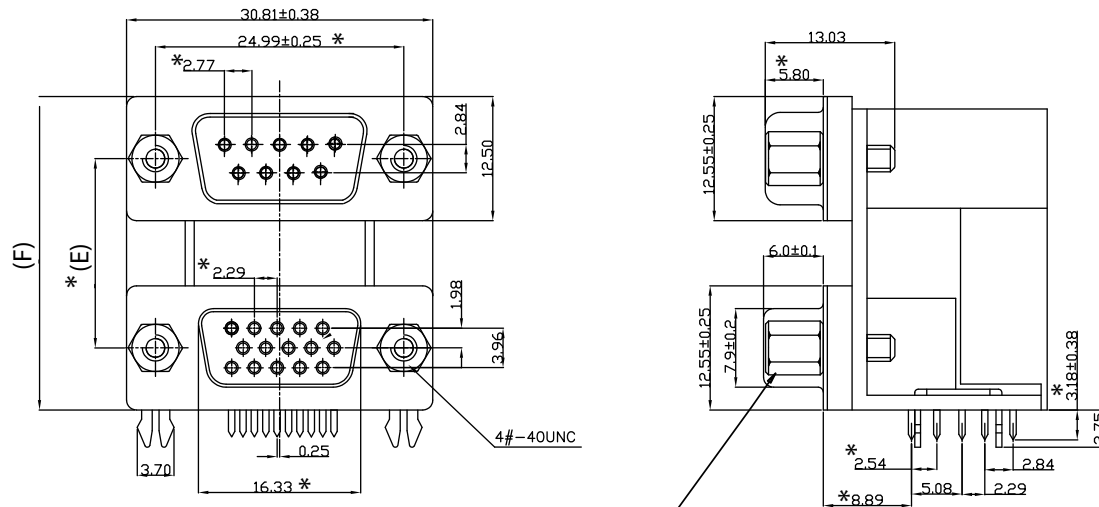
CURRENT RATING: 3A per Contact
 VOLTAGE RATING: 250 VAC (rms)Max.
 CONTACT RESISTANCE:
 < 25 Milliohm Max.

INSULATION RESISTANCE:

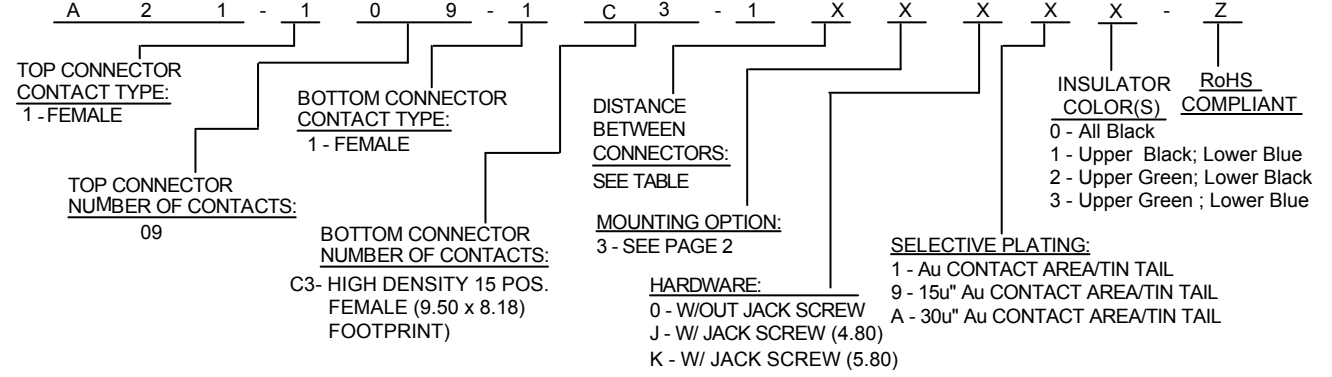
5000 Megaohm Min. at 500VDC
 DIELECTRIC WITHSTANDING VOLTAGE:
 1000V (rms) for 1 Minute
 OPERATING TEMPERATURE: -55°C to +105°C

MATERIAL:

INSULATOR: TOP & BOTTOM PBT - (UL94V-0)
 CONTACT: COPPER ALLOY
 SHELL: STEEL
 CONTACT PLATING: GOLD ON MATING SURFACE
 Sn ON TERMINATION END
 ALL OVER 50 μ" NICKEL



HOW TO ORDER



Rev	Drawn	Checked	Approved	Date
0	B.S.	S.M.	S.M.	1/05/15

SMP TECHNOLOGY, INC.

Dual D-Sub Connector, 9 Position Female Over 15 Position High Density

Female (9.50 x 8.18 mm Footprint) ; PBT Insulator

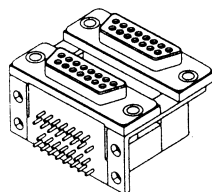
SCALE:n/a

TOL. DEC.	.X +/-0.25	.XX +/- 0.10	.XXX +/- 0.05	ANGLE +/-2°	UNIT: mm
-----------	------------	--------------	---------------	-------------	----------

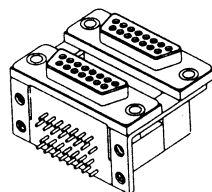
P/N: A21-109-1C3-1XXXXX-Z

PCB MOUNTING OPTIONS:

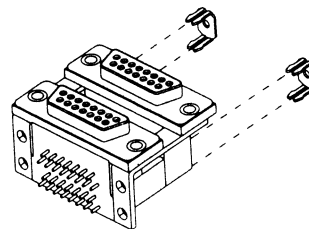
OPTION 1:
FOUR .125 DIAMETER
NON-THREADED
MOUNTING HOLES



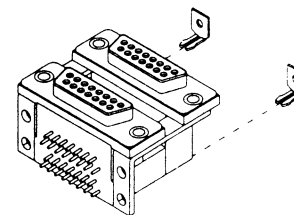
OPTION 2:
FOUR THREADED 4-40
MOUNTING HOLES



OPTION 3:
FOUR GROUNDING
BRACKETS



OPTION 4:
TWO GROUNDING
BRACKETS



Rev		Apv.	Date	SMP TECHNOLOGY, INC.
SCALE				MOUNTING OPTIONS
				SERIES: A 2 5
				Pg: 2