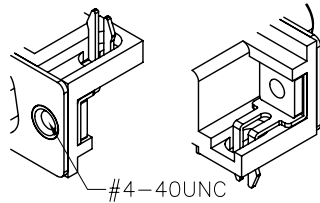


MOUNTING OPTIONS

A02x, A021, A022, A041, & A042

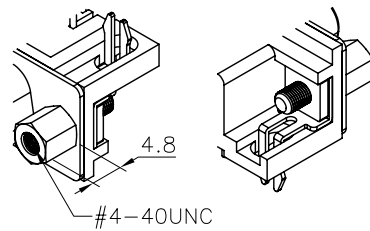
MOUNTING OPTION 23:

4-40 THREADED RIVETED INSERTS W/
GROUNDING BRACKETS



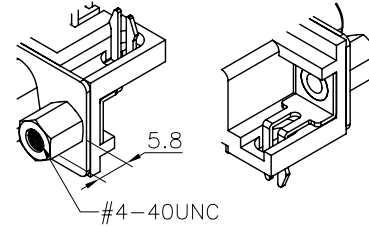
MOUNTING OPTION 24:

4-40 THREADED RIVETED INSERTS W/
GROUNDING BRACKETS & JACK SCREWS
(4.8mm LENGTH)



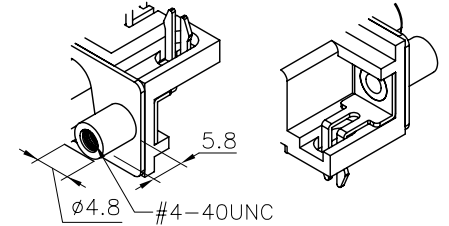
MOUNTING OPTION 25:

4-40 THREADED RIVETED INSERTS W/
GROUNDING BRACKETS & JACK SCREWS
(5.8mm LENGTH)



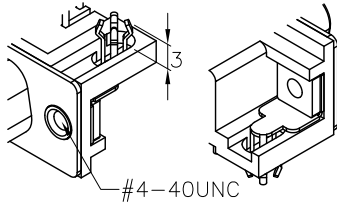
MOUNTING OPTION 26:

4-40 THREADED RIVETED INSERTS
W/ GROUNDING BRACKETS & ROUND
JACK SCREWS (5.8mm LENGTH)



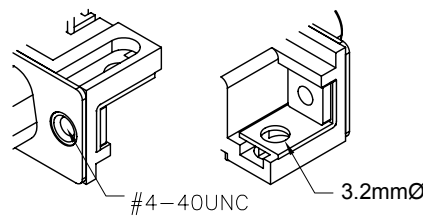
MOUNTING OPTION 27:

4-40 THREADED RIVETED INSERTS W/
4 PRONG GROUNDING BRACKETS



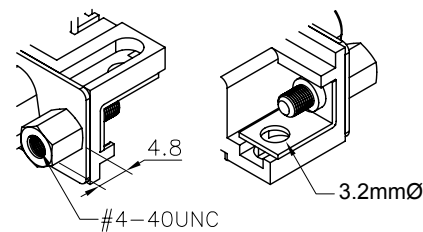
MOUNTING OPTION 33:

4-40 THREADED RIVETED INSERTS W/
NON-THREADED PCB MOUNTING
HOLES (3.2mmØ)



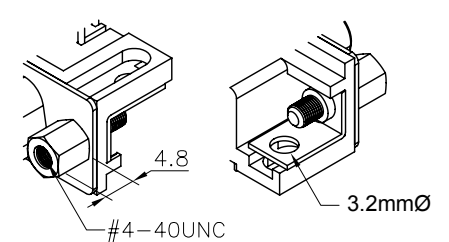
MOUNTING OPTION 34:

4-40 THREADED RIVETED INSERTS W/
NON-THREADED PCB MOUNTING
HOLES (3.2mmØ) AND JACK SCREWS



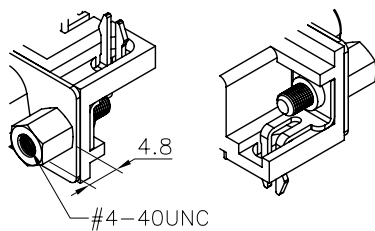
MOUNTING OPTION 35:

L-BRACKET & JACK SCREWS ASSEMBLED
TO CONNECTOR W/ NON-THREADED PCB
MOUNTING HOLE (3.2mmØ)



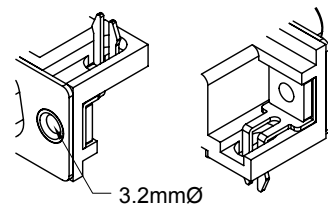
MOUNTING OPTION 74:

GROUNDING BRACKETS AND JACK
SCREWS ASSEMBLED TO CONNECTOR
(4.8mm LENGTH)



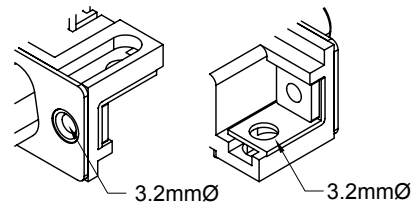
MOUNTING OPTION 76:

3.2mmØ HOLES W/ GROUNDING
BRACKETS



MOUNTING OPTION 77:

3.2mmØ HOLES W/ NON-THREADED
PCB MOUNTING HOLES



MOUNTING OPTION 78:

GROUNDING BRACKETS AND JACK
SCREWS ASSEMBLED TO CONNECTOR
(5.8mm LENGTH)

