

DIMENSION(mm)

CONTACTS	A	B	C
9	16.33	24.99	30.81
15	24.66	33.32	39.14
25	30.68	38.79	44.81
37	35.60	44.48	50.30

HOW TO ORDER:

A 0 2 X - X X 3 X - X X X - X

CONTACT TYPE:

- 1 - FEMALE
- 2 - MALE

FOOTPRINT:

3 - 14.98mm

SHELL PLATING:

- 1 - TIN PLATED
- 2 - ZINC PLATED
- 3 - ALL PLASTIC
- 4 - NICKLE PLATED

MOUNTING OPTION:

SEE PAGE 2

PLATING OVERALL:

- 0 - FULL Au FLASH
- 4 - 10u" Au
- 5 - 15u" Au
- 7 - 30u" Au
- 8 - FULL TIN

INSULATOR COLOR:

- BLANK - BLACK
- 1 - WHITE
- 2 - BLUE
- 3 - GRAY

NUMBER OF CONTACTS:

SEE CONTACT NUMBER ABOVE

SELECTIVE PLATING:

- 1 - Au FLASH CONTACT AREA/TIN TAIL
- 9 - 15u" Au CONTACT AREA/TIN TAIL
- A - 30u" Au CONTACT AREA/TIN TAIL

ELECTRICAL:

- CURRENT: 5A
- CONTACT RESISTANCE: < 30m W
- INSULATOR RESISTANCE: > 1000M W
- DIELECTRIC WITHSTANDING VOLTAGE: 1000VAC FOR 1 MIN.
- OPERATING TEMPERATURE: -55° C TO +105° C

MATERIAL:

- CONTACT: COPPER ALLOY
- INSULATOR: PBT & 30% GLASS FIBER (UL94V-0)

Rev	Apv.	Date
0	Issued	A.M. 05-26-02

SMP TECHNOLOGY, INC.

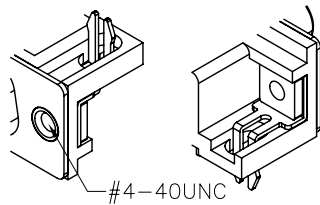
SCALE:n/a D-SUB CONNECTOR, RIGHT ANGLE, 14.98mm FOOTPRINT

MOUNTING OPTIONS

A02x, A021, A022, A041, & A042

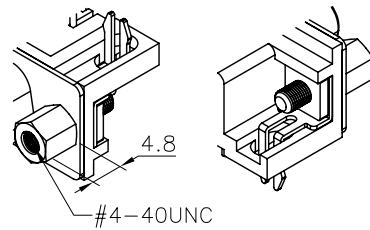
MOUNTING OPTION 23:

4-40 THREADED RIVETED INSERTS W/
GROUNDING BRACKETS



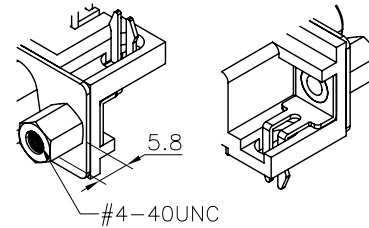
MOUNTING OPTION 24:

4-40 THREADED RIVETED INSERTS W/
GROUNDING BRACKETS & JACK SCREWS
(4.8mm LENGTH)



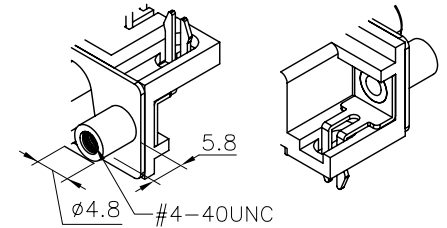
MOUNTING OPTION 25:

4-40 THREADED RIVETED INSERTS W/
GROUNDING BRACKETS & JACK SCREWS
(5.8mm LENGTH)



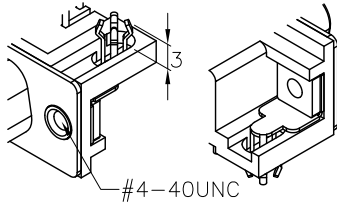
MOUNTING OPTION 26:

4-40 THREADED RIVETED INSERTS
W/ GROUNDING BRACKETS & ROUND
JACK SCREWS (5.8mm LENGTH)



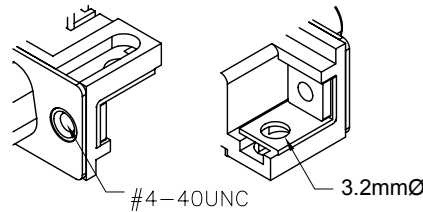
MOUNTING OPTION 27:

4-40 THREADED RIVETED INSERTS W/
4 PRONG GROUNDING BRACKETS



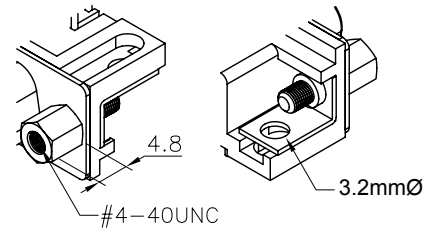
MOUNTING OPTION 33:

4-40 THREADED RIVETED INSERTS W/
NON-THREADED PCB MOUNTING
HOLES (3.2mmØ)



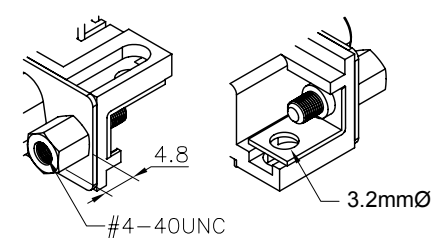
MOUNTING OPTION 34:

4-40 THREADED RIVETED INSERTS W/
NON-THREADED PCB MOUNTING
HOLES (3.2mmØ) AND JACK SCREWS



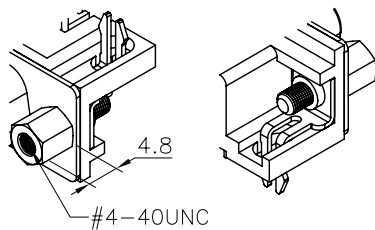
MOUNTING OPTION 35:

L-BRACKET & JACK SCREWS ASSEMBLED
TO CONNECTOR W/ NON-THREADED PCB
MOUNTING HOLE (3.2mmØ)



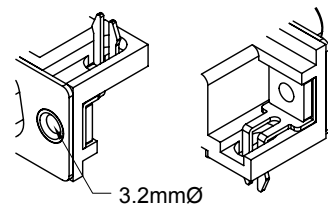
MOUNTING OPTION 74:

GROUNDING BRACKETS AND JACK
SCREWS ASSEMBLED TO CONNECTOR
(4.8mm LENGTH)



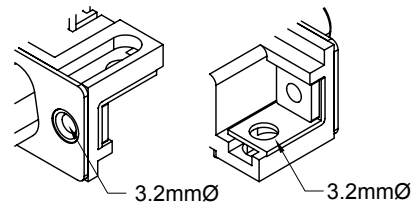
MOUNTING OPTION 76:

3.2mmØ HOLES W/ GROUNDING
BRACKETS



MOUNTING OPTION 77:

3.2mmØ HOLES W/ NON-THREADED
PCB MOUNTING HOLES



MOUNTING OPTION 78:

GROUNDING BRACKETS AND JACK
SCREWS ASSEMBLED TO CONNECTOR
(5.8mm LENGTH)

