

SHELL SIZE	Dim A1 ± 0.20	Dim B ± 0.25	Dim C ± 0.38	Dim D
09 pin	16.92	24.99	30.80	11.08
15 pin	25.25	33.32	39.10	19.39
25 pin	38.96	47.04	53.00	33.24
37 pin	55.42	63.50	69.32	49.86

HOW TO ORDER:

A 0 2 2 - X X 2 X - X X X - Z

CONTACT TYPE:
2 - MALE

FOOTPRINT:
2 - 8.08mm

SHELL PLATING:
1 - TIN PLATED
4 - NICKEL PLATED

MOUNTING OPTION:
SEE PAGE 2

PLATING OVERALL:
0 - FULL Au FLASH
5 - 15u" Au
7 - 30u" Au
8 - FULL TIN

RoHS COMPLIANT

NUMBER OF CONTACTS:
SEE CONTACT
NUMBER ABOVE

SELECTIVE PLATING:
1 - Au FLASH CONTACT AREA/TIN TAIL
9 - 15u" Au CONTACT AREA/TIN TAIL
A - 30u" Au CONTACT AREA/TIN TAIL

U.L. FILE E357332

ELECTRICAL:

CURRENT: 3A
CONTACT RESISTANCE: < 30mΩ
INSULATOR RESISTANCE: > 1000MΩ
DIELECTRIC WITHSTANDING VOLTAGE: 1000VAC FOR 1 MIN.
OPERATING TEMPERATURE: -55° C TO +105° C

MATERIAL:

CONTACT: COPPER ALLOY
INSULATOR: PBT & 30% GLASS FIBER (UL94V-0)

Rev	Drawn	Checked	Apv.	Date
0 Issued	B.S.	B.S.	A.M.	05-30-02
A Revised For RoHS Compliance	B.S.	B.S.	A.M.	07-15-05
B Removed Options for Zinc Shell Plating & 10 u" AU Contact Plating	B.S.	B.S.	S.M.	08-14-12

SMP TECHNOLOGY, INC.

D-SUB CONNECTOR, RIGHT ANGLE, 8.08mm FOOTPRINT

SCALE: n/a

TOL. DEC. .X +/-0.25 .XX +/- 0.10 .XXX +/- 0.05 ANGLE +/-2° UNIT: mm

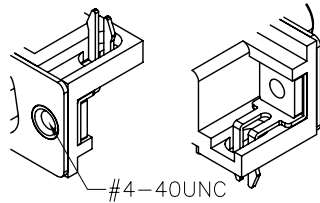
SERIES: A 0 2 2 - X X 2 X - X X X - Z

MOUNTING OPTIONS

A02x, A021, A022, A041, & A042

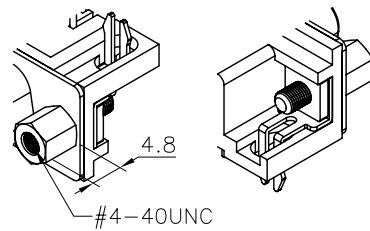
MOUNTING OPTION 23:

4-40 THREADED RIVETED INSERTS W/
GROUNDING BRACKETS



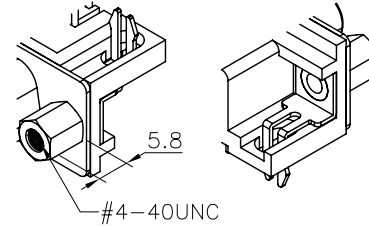
MOUNTING OPTION 24:

4-40 THREADED RIVETED INSERTS W/
GROUNDING BRACKETS & JACK SCREWS
(4.8mm LENGTH)



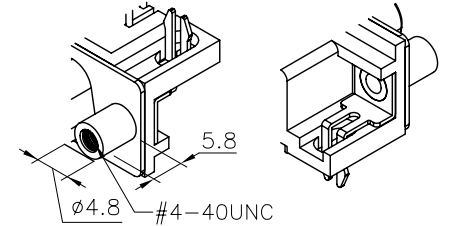
MOUNTING OPTION 25:

4-40 THREADED RIVETED INSERTS W/
GROUNDING BRACKETS & JACK SCREWS
(5.8mm LENGTH)



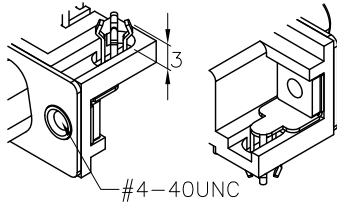
MOUNTING OPTION 26:

4-40 THREADED RIVETED INSERTS
W/ GROUNDING BRACKETS & ROUND
JACK SCREWS (5.8mm LENGTH)



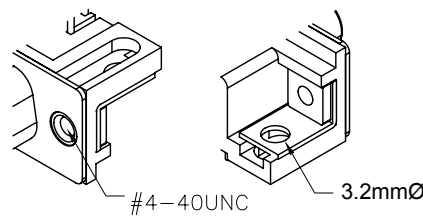
MOUNTING OPTION 27:

4-40 THREADED RIVETED INSERTS W/
4 PRONG GROUNDING BRACKETS



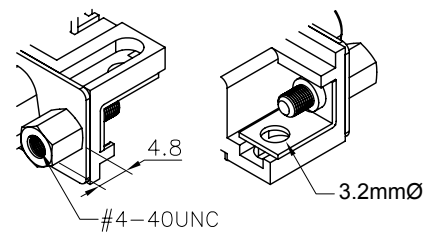
MOUNTING OPTION 33:

4-40 THREADED RIVETED INSERTS W/
NON-THREADED PCB MOUNTING
HOLES (3.2mmØ)



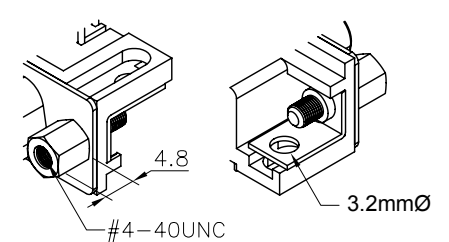
MOUNTING OPTION 34:

4-40 THREADED RIVETED INSERTS W/
NON-THREADED PCB MOUNTING
HOLES (3.2mmØ) AND JACK SCREWS



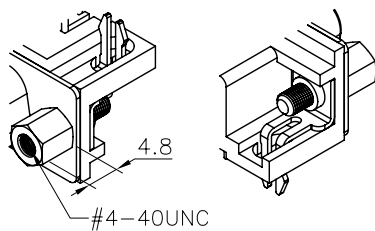
MOUNTING OPTION 35:

L-BRACKET & JACK SCREWS ASSEMBLED
TO CONNECTOR W/ NON-THREADED PCB
MOUNTING HOLE (3.2mmØ)



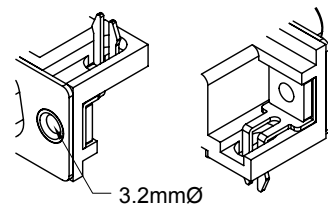
MOUNTING OPTION 74:

GROUNDING BRACKETS AND JACK
SCREWS ASSEMBLED TO CONNECTOR
(4.8mm LENGTH)



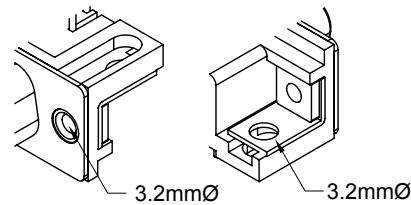
MOUNTING OPTION 76:

3.2mmØ HOLES W/ GROUNDING
BRACKETS



MOUNTING OPTION 77:

3.2mmØ HOLES W/ NON-THREADED
PCB MOUNTING HOLES



MOUNTING OPTION 78:

GROUNDING BRACKETS AND JACK
SCREWS ASSEMBLED TO CONNECTOR
(5.8mm LENGTH)

