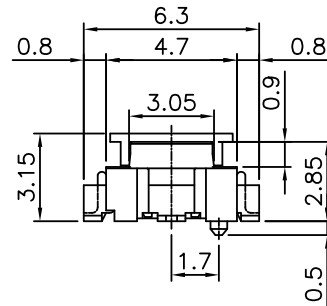
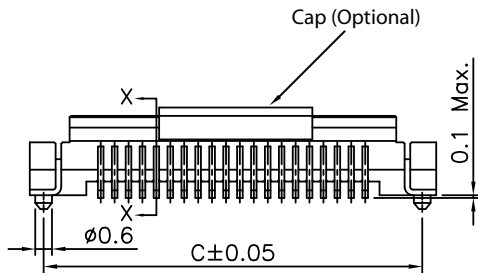
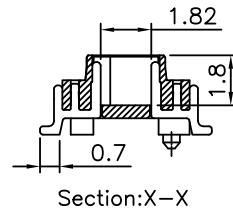
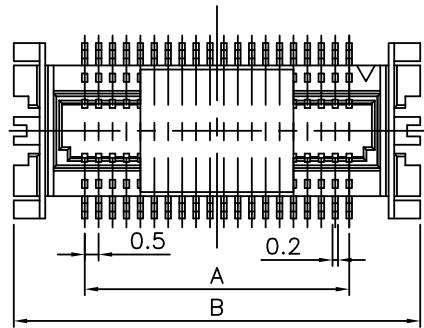
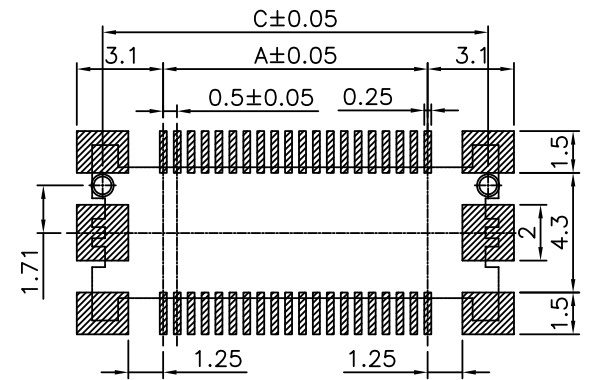


No.	A	B	C
10	2.0	7.1	6.1
14	3.0	8.1	7.1
16	3.5	8.6	7.6
20	4.5	9.6	8.6
22	5.0	10.1	9.1
24	5.5	10.6	9.6
30	7.0	12.1	11.1
34	8.0	13.1	12.1
40	9.5	14.6	13.6
44	10.5	15.6	14.6
50	12.0	17.1	16.1
60	14.5	19.6	18.6
80	19.5	24.6	23.6
100	24.5	29.6	28.6
120	29.5	34.6	33.6
140	34.5	39.6	38.6
160	39.5	44.6	43.6



Male	Female	Stacking Height
Z710-XXX0-0XX-Z	Z720-XXX0-0XX-Z	3.45mm



Recommended PCP Layout

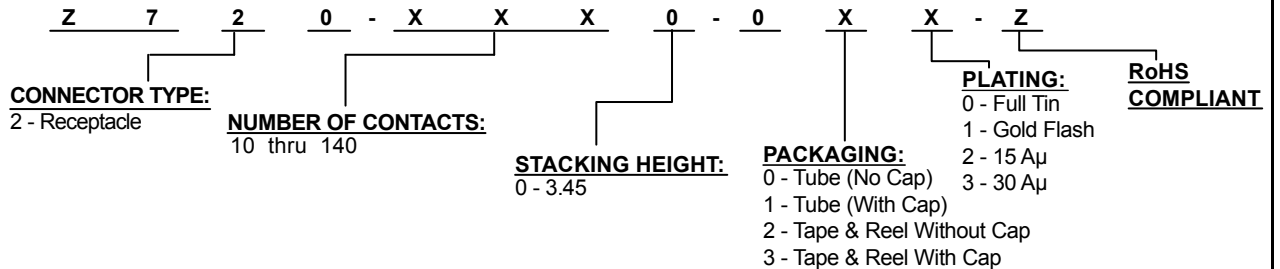
**ELECTRICAL:**

VOLTAGE: 50V  
 CURRENT RATING: 0.5A  
 CONTACT RESISTANCE: < 40m Ω  
 INSULATION RESISTANCE: 100M Ω  
 DIELECTRIC WITHSTANDING VOLTAGE: 500VAC For 1 Min.  
 OPERATING TEMPERATURE: -20°C to +105°C

**MATERIAL:**

CONTACT: Phosphor Bronze  
 INSULATOR: HTN / Nylon 6T (UL94V-0)

**HOW TO ORDER:**



Rev	Drawn	Checked	Approved	Date
0 Issued	B.S.	S.M.	S.M.	3/8/07

**SMP TECHNOLOGY, INC.**

SCALE: N/A Board To Board Receptacle, .5mm Pitch, 3.45mm Stacking Height (Panasonic Type)