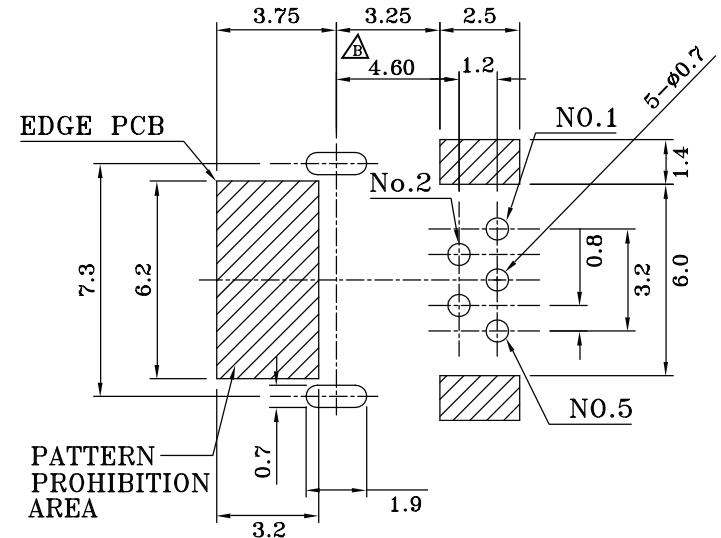
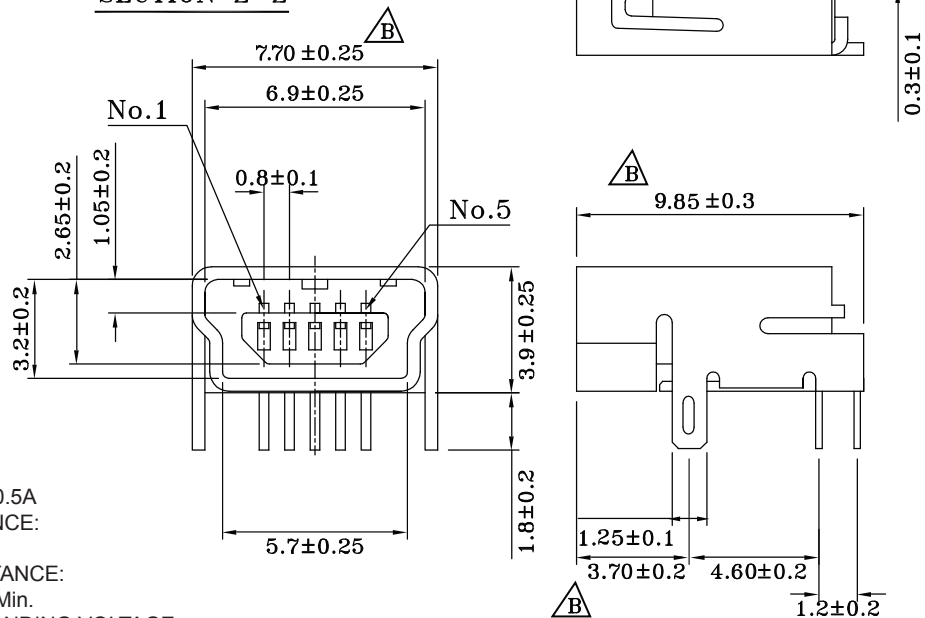


SECTION Z-Z



RECOMMENDED PCB PATTERN LAYOUT
(PCB THICKNESS:0.8±0.1)

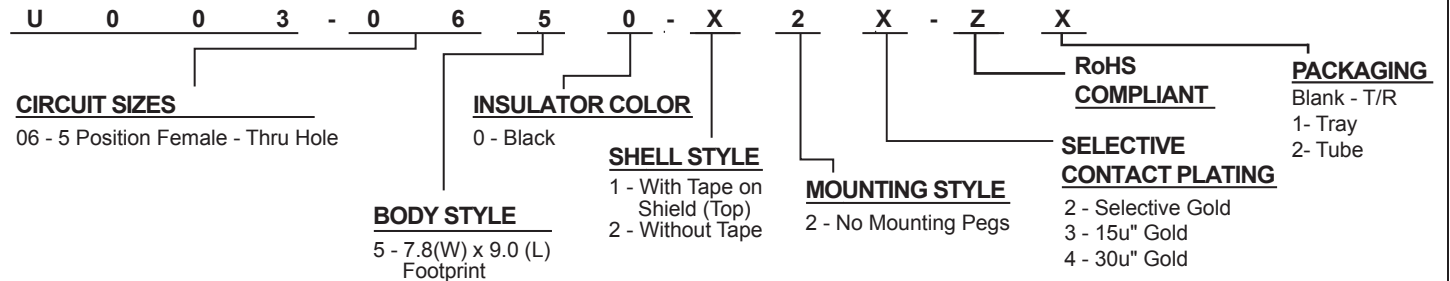
ELECTRICAL:

CURRENT RATING: 0.5A
 CONTACT RESISTANCE:
 < 30 Milliohm Max.
 INSULATION RESISTANCE:
 > 1000 Mgeaohm Min.
 DIELETRIC WITHSTANDING VOLTAGE:
 750V (rms) AC for 1 Minute
 OPERATING TEMPERATURE: -55° C to +125° C

MATERIAL:

INSULATOR: Thermoplastic UL94V-0
 CONTACTS: Phosphor Bronze
 CONTACT PLATING:
 Gold Plating over Nickel on Contact Area,
 Tin Plating on Terminal
 SHELL: Copper Alloy
 SHELL PLATING: Nickel

HOW TO ORDER:



| Rev | Drawn | Checked | Approved | Date |
|-----|-------|---------|----------|---------|
| 0 | WHS | S.M. | S.M. | 3/6/06 |
| A | WHS | S.M. | S.M. | 7/11/06 |
| B | B.S. | S.M. | S.M. | 6/11/14 |

SMP TECHNOLOGY, INC.

Mini USB, 5 Position, Right Angle Female, Thru Hole
 No Mounting Pegs, 7.8 x 9.0 Profile

SCALE:n/a

TOL. DEC. .X +/- 0.30 .XX +/- 0.30 .XXX +/- 0.30 ANGLE +/- 3° UNIT: mm

P/N: U003-0650-X2X-ZX